



OVERSEAS STUDENTS GUIDE AUSTRALIA

FREE | 2023



www.overseasstudentsaustralia.com

STUDY. WORK. LIVE. AUSTRALIA.

WELCOME TO AUSTRALIA

Thank you for downloading our guide.

International students are returning to Australia in record numbers after lifting of the travel restrictions in December 2021.

We are very excited to have you back and hope you enjoy your study, work and life as an international student in Australia.

Over the last five years, Overseas Students Guide Australia has been a go-to place for finding information regarding studying in Australia for many international students. We have been updating the guide every year with new information to make it more relevant with every update for international students.

This year we are proud to bring you this digital version of the 2023 guide again. We hope you enjoy reading this guide and find the information provided useful for your student life in Australia.

Australia is one of the world's top destinations for quality education. Every year, thousands of students come to Australia to study and achieve their academic and career goals.

Whether you are considering studying or applying for a student visa or already studying here in Australia, we have designed this guide to help you in all stages of student life in Australia.

To understand the complete international student lifecycle in Australia, we have divided this guide into four main sections:

1. Before you apply
2. Before you leave
3. After you arrive
4. After finishing your study

We hope this guide helps in your study career, and we would like to wish you all the very best for your study journey here in Australia.

We always look forward to improving the guide regularly, so if you find anything that needs to be improved or have a general feedback or comment, please feel free to reach out to us at info@overseasstudentsaustralia.com

Team @ Overseas Students Australia



**Earn a little extra.
Or a lot.**

Looking to earn extra income?

Discover a more flexible way to earn money, around study, family, or other commitments. Choose your own hours, be your own boss and deliver when it suits you.

Scan this QR code to find out more



Uber Eats

IN THIS GUIDE



Before you apply

- 02 | Australia - A Snapshot
- 03 | A beginner's quick guide to Australia
- 04 | Why study in Australia?
- 05 | About Australia
- 08 | Student Cities
- 84 | Key Regional Areas
- 85 | Education System
- 89 | Selecting the Right Options
- 93 | Popular Study Programs
- 94 | Academic Entry Requirements
- 95 | English Proficiency Requirements
- 96 | GTE statement
- 99 | Types of Visas
- 101 | Scholarships
- 103 | Student Visa Application
- 105 | Costs



After you arrive

- 125 | First Few Days
- 128 | Support Services
- 129 | Study environment
- 134 | Australian Universities
- 138 | Banking
- 142 | Communication
- 144 | Entertainment
- 145 | Australian Culture
- 146 | Shopping
- 151 | Transport
- 155 | Travel
- 156 | Working
- 166 | Starting a Business
- 168 | Healthcare
- 172 | Safety



Before you leave

- 109 | Things to plan
- 110 | Packing Checklist
- 111 | Document Checklist
- 112 | Planning for arrival
- 114 | Accommodation
- 121 | Learning Australian
- 123 | Apps to download



After finishing study

- 176 | Graduation
- 177 | Finding Jobs after Graduation
- 178 | Further Education
- 179 | Working Visa
- 180 | Temporary Graduate Visa
- 180 | Travelling around Australia
- 181 | Professional Year Program
- 182 | Applying for PR
- 183 | Going back home



Additional Resources

- 185 | Your Questions Answered
- 186 | Popular Acronyms in Australia
- 187 | Useful contacts and websites
- 188 | Comprehensive Student Checklist



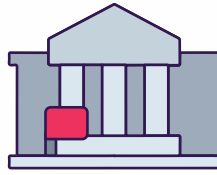
BEFORE YOU APPLY

- Australia - A Snapshot
- A beginner's guide to Australia
- Why study in Australia?
- About Australia
- Student Cities
- English Proficiency Requirements
- GTE statement
- Types of Visas
- Key Regional Areas
- Education System
- Selecting the Right Options
- Popular Study Programs
- Academic Entry Requirements
- Scholarships
- Student Visa Application
- Cost


AUSTRALIA - A SNAPSHOT



Official Name
Commonwealth
of Australia



Capital
Canberra



Largest city
Sydney



Population
26.1 Million




Currency
Australian Dollars



Language
English



Land Area
7.688 million km



GDP (per capita)
\$59,934.1 (USD)



National Day
26th January



Country code
+61



National Animals
Emu and Red
Kangaroo



Size
6th Largest (World)

A BEGINNER'S QUICK GUIDE TO AUSTRALIA



Climate

Australia sees four seasons in one year except Northern Australia where there is only wet and dry season. Australia is in the Southern Hemisphere, so all the seasons are reversed from countries in the Northern Hemisphere.



Currency Used

The main currency of Australia (symbol: \$AUD) is the dollar, and it comes in the denomination of \$5, \$10, \$20, \$50 and \$100 notes. Coins are issued in denominations of 5c, 10c, 20c, 50c, \$1 and \$2.



ATMs

Australia has one of the highest ATM densities in the world. You can easily find ATMs around Australia. You can also withdraw cash from places like supermarkets and convenience stores. A signage next to the ATM will usually indicate what cards are accepted.



Cards

Debit and Credit cards are widely accepted throughout Australia (at various venues like hotels, shops, and restaurants, travel agencies, etc.). Visa, MasterCard and Maestro are the most widely accepted. American Express is less common. Diners Club is pretty rare. Discover, JCB, UnionPay and RuPay are unknown.



Tipping

Tipping is not usually expected in Australia, but it is appreciated. The real reason for no tips is the good wages and salaries of the workers. However, if you liked the service provided, and you would like to tip, then ideally you should tip 10% of the bill for the staff.



Public Transport Etiquette

When boarding public transport, always give way to the exiting passengers first. If you are taking the escalator, always stand on the left-hand side. Don't try to jump the queue if people are lining up. Don't eat food on public transport as you might even end up getting a fine. Ideally, you shouldn't be talking too loud, whether on the phone or in-person.



Internet

The Internet speed in Australia is quite slow. Australia ranks 68th in the global internet speed rankings. Australia's average speed for the downloads is 41.78 Mbps and 18.77 Mbps for the uploads. WiFi can be easily accessible at various public places like libraries, city centers, restaurants, McDonald's etc.



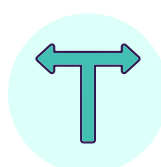
Phones

Australia uses 3G, 4G and 5G networks to power mobile phone services. You can choose any provider like Telstra, Optus, Vodafone, Amaysim, Kogan, Aldi, TPG, Dodo etc. You can get a prepaid sim with 2 GB data starting at \$10. You can also get a postpaid plan with a phone on a 12 to 36 month contract starting \$60/month.




Calling

To call Australia, dial +, then 61 (the country code for Australia), then the area code (without the initial 0) and the local number. For local calls within Australia, start with the area code (with the initial 0). In the case above, the area code is 2.



Road Rules

Australians drive on the left side of the road. It is important to always carry your licence while driving in Australia. Penalties in Australia are quite high, so be mindful of the road rules, especially speed limits. Australian states and territories use 2 default speed limits: within built-up areas 50 to 60 km/h and 100-110 km/h outside built-up areas unless stated on the street signs otherwise.



Universities and Education

Australia is home to 43 universities with at least one university main campus based in each state or territory. There are more than 1200 institutions offering more than 22,000 courses to international students in Australia. In March 2020, more than 626,000 international students were studying in Australia.



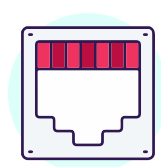
Emergency

The universal number to call emergency services like Police, Ambulance and Fire Brigade is 000. Calling these numbers is free of charge. There are two secondary emergency call service numbers – 112 and 106 as well.



Tap Water

Drinking tap water is perfectly fine in Australia. Having a water filter is not mandatory. You can drink water from public taps as well. Water gets filtered before it is being pumped into any taps in Australia. Usually, there is signage if the water is unsafe to drink in certain



Sockets

The power plugs and sockets are of type I in Australia. The standard voltage is 230 V and the standard frequency is 50 Hz.

WHY STUDY IN AUSTRALIA?

TOP 10 Reasons to study in Australia



Simple Visa Process

Since 2016, Australian immigration has made the process for applying for a student visa much easier by introducing Simplified Student Visa Framework.



World Class Education

International students choose Australia to study due to its world-class universities and institutions that add a lot of value to their lives and help them prepare to launch their careers in any part of the world.



Multicultural

Around 25% of the Australian population is born overseas, making Australia one of the most multicultural countries in the world.



Global Recognition

Australian education is regarded as one of the most prestigious in the world as the qualifications attained in Australia are recognised worldwide.



Attractive Migration Program

While the primary aim of the student visa is to genuinely come to study in Australia, many international students become eligible to apply for Australian Permanent Residence (PR) after their studies.



Beautiful Country

Australia is a beautiful country and its natural landscapes, sunshine, and beaches appeal to everyone around the world.



Scholarships

The Australian government and institutions provide a number of scholarships to international students for helping them to study in Australia.



World Class Cities

Australian cities are well known for their liveability and culture around the world. Melbourne, Sydney, Adelaide, Perth and Brisbane consistently rank in the world's most liveable cities.




Working while studying

Australia provides international students the opportunity to work 40 hours per fortnight, which makes it a very attractive option for study.




Innovations

Australia is known for its world-renowned and life-changing innovations like Wi-Fi, blackbox, penicillin and many more.



ABOUT AUSTRALIA



History

Australia's Aboriginal people, the original inhabitants of the Australian continent, arrived at least 50,000 to 60,000 years ago. It is believed that the first settlers arrived from Southeast Asia (now known as Indonesia and Papua New Guinea).

During the 17th century, many explorers were travelling around the continent, but it was Captain James Cook who claimed the territory as British in 1788.

After conquering the island, Britain established penal colonies in New South Wales, Tasmania and Western Australia. First free settler colony was established in South Australia in 1830.

The gold rush in 1850 saw a huge migration from all over the world in Australia and separation of Victoria and Queensland from New South Wales. In 1901, Australia became a member of the Commonwealth of the British Empire.

Australia was one of the first countries to establish itself as a democratic country, run by the Prime Minister chosen every 3 years. The queen is the head of the State and represented by the Governor General.

Australia's main industries of export include agricultural products, fuels and mining, education, tourism and financial investment funds.

Climate

Australia is a huge country, so the climate varies a lot from region to region. There are six climate groups; Equatorial, Tropical, Subtropical, Desert, Grassland and Temperate. Here is an average temperature range for various months during the year.

Quick Fact Did you know?

**Australia has
10,685 beaches**

You could visit a new beach every day for 29 years



**December-
February**



15 - 40°



**March-
May**



10 - 25°



**June-
August**



0 - 15°



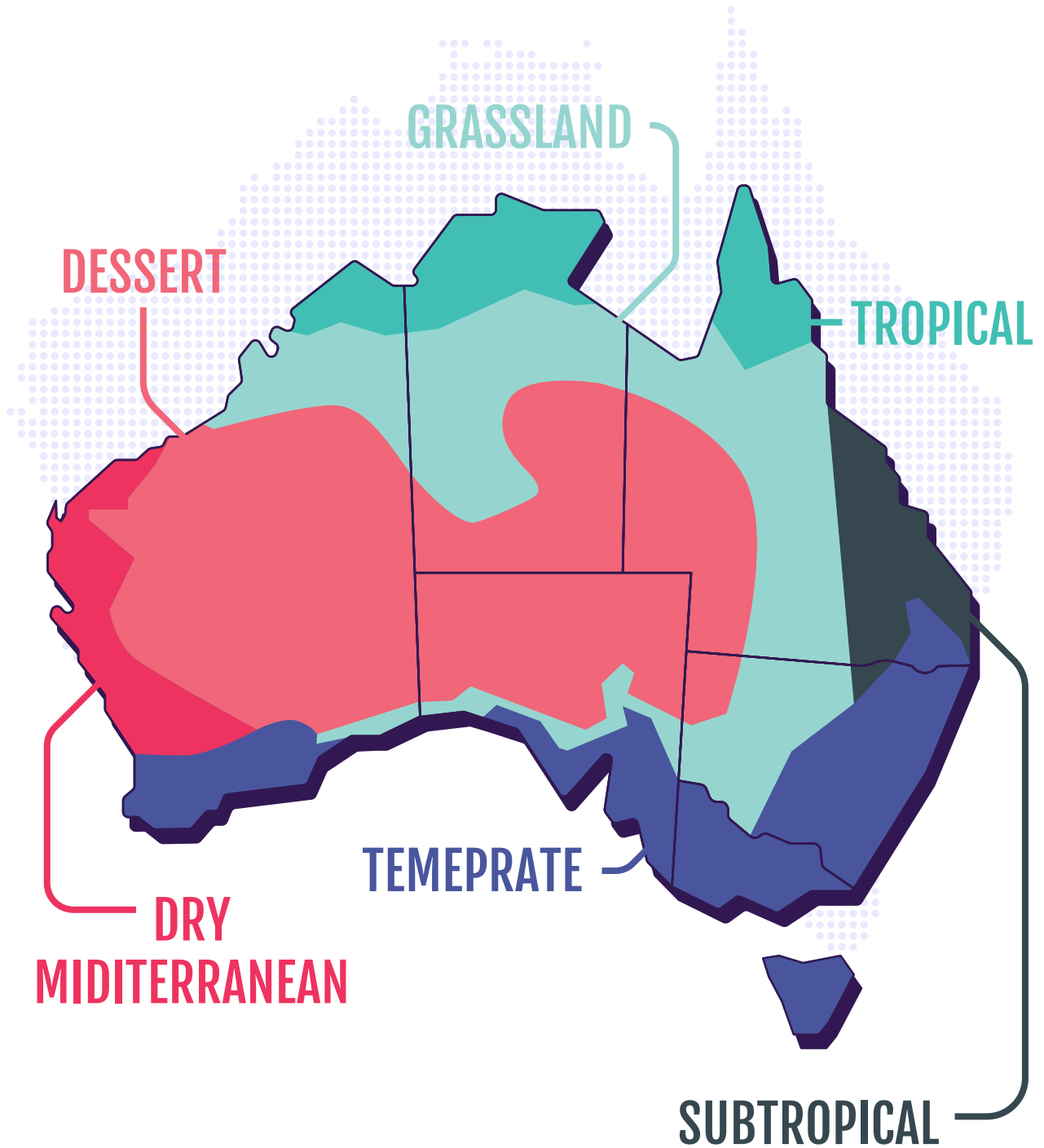
**September-
November**



10 - 25°

ABOUT AUSTRALIA

Climate Zone



ABOUT AUSTRALIA



Time Zone

Due to its huge size, Australia has been divided into three main time zones. In the warmer months between October to March, there is one hour of daylight savings for certain states and territories (NSW, VIC, TAS, SA, ACT) which means you will need to advance one hour forward on your clocks.



WST

Western standard time
3 hours behind

- Western Australia (WA)



EST

Eastern standard time
Same time

- New South Wales (NSW)
- Victoria (VIC)
- Queensland (QLD)
- Tasmania (TAS)
- Australian Capital Territory (ACT)



CST

Central standard time
½ hour behind

- South Australia (SA)
- Northern Territory (NT)

States and Territories

Geographically, Australia is divided into six States and two Territories:

- Australian Capital Territory
- New South Wales
- Northern Territory
- Queensland
- South Australia
- Tasmania
- Victoria
- Western Australia

In the next few pages, you will learn about the key information from the top student cities of these states.

STUDENT CITIES



Sydney



Melbourne



Adelaide



Brisbane



Perth



Gold Coast



Canberra



Hobart



Darwin



Newcastle



Geelong



Wollongong

Sydney

About



State:
New South Wales



Area:
12,368 km²



Established:
1788



Population:
5.37 million+



Climate:
Humid Subtropical




Living Cost:
Relatively High

Monthly Cost of living



Rent:
\$1000



Food:
\$600



Transport:
\$200



Utilities:
\$200



Others:
\$150



Total:
\$2150

Disclaimer: Prices are for a single student in shared living. Actual costs can vary.

Top 6

Reasons to Study in Sydney



With the tag of largest city in Australia, Sydney certainly has something for everyone, so expect a fun-filled ride when choosing to study in this world-class city.



Weather

Hot summers and gentle mild winters attract lots of international students in Sydney. There are plenty of outdoor activities like riding a bicycle, surfing in Bondi Beach that can be done in Sydney.



World-class education

Sydney has been rated as the 9th best student city in the world as per QS Best Student Cities. The world-class universities are one of the top reasons for students to choose Sydney.



Attractions

Sydney is home to the world-famous attractions like the Sydney Opera House, Harbour Bridge, Blue Mountains, Bondi Beach and there is much more than that.



Public Transport

Sydney's vast public transport makes it easier for students to travel around the city, suburbs and surroundings. Trams, Trains, buses and ferries are all part of Sydney's public transport system.



Job Opportunities

There are plenty of job opportunities available for students during and after their studies as 45% of the 500 top Australian companies are based in Sydney.



Diverse culture

Approximately 32% of Sydney's population is born outside Australia, which makes it a very diverse city. You can expect to meet people from different backgrounds and cultures.

Fun Facts about Sydney



Chinese and Arabic are as popular languages as English among Sydney locals.



The cost of building the Sydney Opera House was estimated at \$7 million, but it ended up at \$102 million instead.



The Sydney Harbour Bridge is nicknamed "The Coathanger" because of its arch-based design.



Sydney was founded as a colony in 1788, but it officially became a city in 1842.

UNIVERSITIES AND VOCATIONAL EDUCATION


Institution	Description
University of Sydney	The University of Sydney is a public research university in Sydney. Founded in 1850, it is Australia's first university and is regarded as one of the world's leading universities. The university has nine faculties and university schools, through which it offers bachelor, master and doctoral degrees.
University of New South Wales	The University of New South Wales (UNSW) is a public research university located in Kensington. Established in 1949, UNSW pioneers cutting-edge technological research that focuses on some of the most important issues in current society – from climate change and renewable energies to lifesaving medical treatments and breakthrough technologies.
University of Technology, Sydney (UTS)	The University of Technology Sydney (UTS) is a public research university located in Sydney and one of the world's leading young universities (under 50 years old). UTS offers over 130 undergraduate and 210 postgraduate courses across traditional and emerging disciplines, with a total enrolment of over 44,000 students.
Macquarie University	Macquarie University is a public research university based in the suburb of Macquarie Park in Sydney. It was the third university to be established in the metropolitan area of Sydney. Macquarie has five faculties, together with the Macquarie University Hospital and the Macquarie Graduate School of Management.
Australian Catholic University	Australian Catholic University (ACU) is a multi-campus university in Australia. It has seven campuses across Australia and one in Rome as well. ACU has four faculties in Education and Arts, Health Sciences, Law and Business, and Theology and Philosophy, which provide bachelor, master and doctoral degrees.
Western Sydney University	Western Sydney University is a university in the Greater Western region of Sydney, rebranded from the University of Western Sydney to Western Sydney University in 2015. It offers undergraduate, postgraduate and higher research degrees with campuses in Bankstown, Blacktown, Campbelltown, Hawkesbury, Liverpool, Parramatta, and Penrith.
Universities with Satellite campus	Apart from these universities, there are campuses of Charles Darwin University, Central Queensland University, Curtin University, La Trobe University, Torrens University, University of Wollongong, University of Newcastle and University of New England in Sydney.
TAFE and other education providers	For students interested in studying vocational programs in Sydney, TAFE NSW is the main choice for TAFE. But there are many other private education providers providing high quality training programs to international students in Sydney.

TRANSPORT

Sydney has one of the best public transport systems in Australia with trains, ferries, light trains and buses connecting the various parts of the city and surrounding areas. You will need an 'Opal card' when travelling on public transport in Sydney. You can use this card on any of the public transport including regional trains and coaches.

You will need to load this card with funds before travelling and "tap on and off" when getting on and off the public transport. You can top up this card online or using an app or at any of over 2,100 retailers. The average cost of travelling on public transport can be between \$45 to \$50 per week.

Only overseas students who have received Australian Government scholarships or exchange places are eligible for concessions on public transport, while all other overseas students have to pay full fare in Sydney. Although, some tertiary institutes offer MyMulti passes offering up to 35 percent discount.



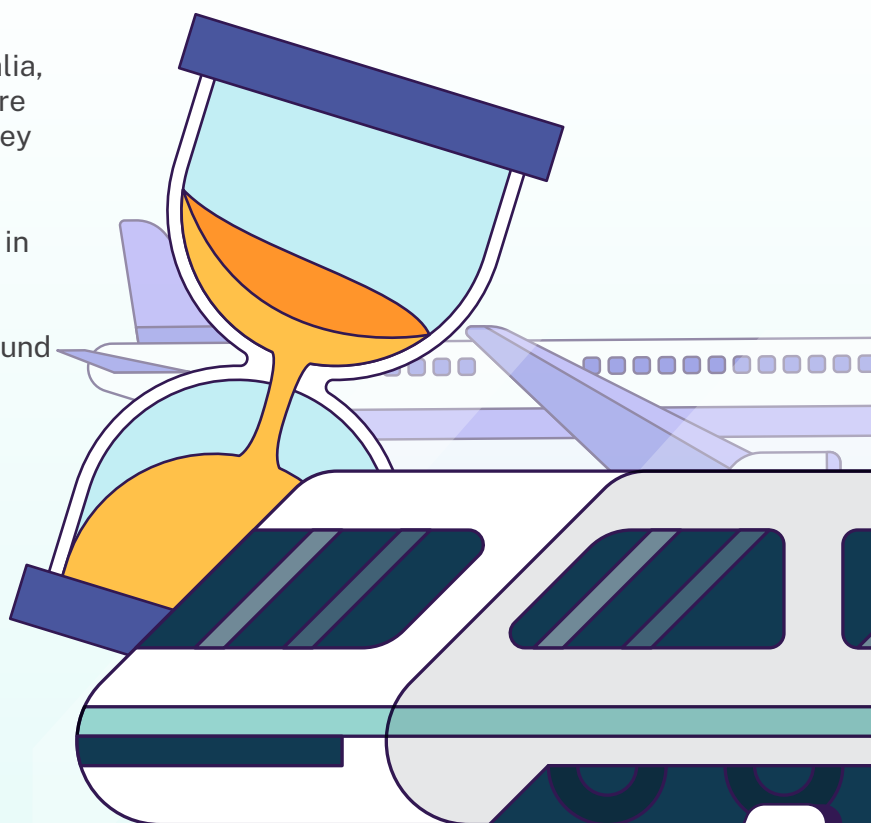
Getting to the city from the airport

Sydney, being the largest city in Australia, has the largest airport in Australia. There are hundreds of flights flying into Sydney Airport from all across the globe.

You can reach the inner Sydney central in 13 mins using Airlink train services.

You can also reach your destination around Sydney via bus, shuttle, taxi, driving or booking a rental car from the airport.

There are many ride-sharing services like Uber, Ola etc. are available from the airport.



KEY EVENTS DURING THE YEAR



January Sydney Festival

Enjoy Sydney's annual cultural celebration of arts, theatre, music, dance, and more, and the best part is that many of these quality events are free.



February Sydney Gay and Lesbian Mardi Gras

The annual LGBTQ pride festival is held in Sydney every second Thursday in February, and is one of the biggest draws for domestic and international tourists.




April Sydney Royal Easter Show

Since 1823, this annual show has been giving Sydney a taste of the rustic side with agriculture, animals, carnival rides, and more.



June Vivid Sydney

Witness this festival of lights, animation, and music in Sydney, the largest in Australia and famous all over the world.



August City2surf

Join this competitive 'fun run' for a 14 km circuit, where you can race, jog, or even walk.



August Australian Fashion Week

This fashion week invites designers from Australia as well as overseas to showcase their best work and is geared towards the Australian fashion outlets that would pick and house some of the collections.



December New Year's Eve

On Boxing Day (26 December), the yacht race kicks off from Sydney and finishes in Hobart. Sydney's New Year's Eve is among the world-famous events.

FREE THINGS TO DO

in Sydney

Sydney Harbour Bridge

Enjoy a free stroll over this majestic 'coat-hanger' bridge, which opened in 1932. Stairs and lifts are available from both ends and the walkway is available on the eastern side (the western side for bikers). It is quite enormous and visible even from different parts of the city. But that's a given, as it is the biggest steel arch bridge in the world.



Circular Quay

This location is Sydney's centerpiece that connects the iconic attractions like Harbour Bridge and Opera house. Although it also serves as a ferry terminal and commuters' hub, one can easily say that it definitely takes the cake as the next most Instagrammable part of the city next to Harbour Bridge.



Royal Botanic Gardens

The oldest botanical garden in Australia is situated in the heart of Sydney. Apart from a variety of plants, picturesque walkways, and leisurely strolls, it also offers festivals and special events throughout Sydney.



Local markets

Take a tour of Sydney's own local bazaars like Paddington market or the Rocks over the weekend and explore the local crafts and fashions spread out over countless stalls and unique to their own locality. Entry is free.



Art Galleries

Whether you're an art connoisseur or not, Sydney has its doors open to lure you into the art world exclusive of any charges. Explore the art gallery of New South Wales or Museum of Contemporary art for both indigenous and overseas works without paying a cent.

Other places to explore in Sydney

- ✓ Sea World
- ✓ Wet and Wild
- ✓ Dream World
- ✓ Movie World
- ✓ Skypoint Observation Deck
- ✓ Currumbin Wildlife Sanctuary
- ✓ Springbrook National Park
- ✓ White Water World

REGIONAL AREAS AROUND SYDNEY

NSW



Country NSW

If you really want to experience a truly rural countryside lifestyle, then studying in Country New South Wales might be the best choice for you. The popular study destinations include: Bathurst & Armidale. Bathurst is home to Charles Sturt University and Armidale is home to the University of New England. Both universities offer excellent study options for students with a touch of a county lifestyle.



Hunter Region

The Hunter region is the largest economy in regional New South Wales. Newcastle is the most popular study destination for international students in the Hunter region. With one of the top ranking universities, the University of Newcastle provides a ton of options for international students to choose from. We have detailed information about the city of Newcastle in this guide.



North Coast

Renowned for its beaches and local industries of agriculture and tourism, North Coast is a country region north of Sydney that is home to popular universities like Southern Cross University, and North Coast Institute. It also has attractions like Myall Lakes National Park, beaches of Byron Bay, whale watching at Port Macquarie, and the Pacific Coast Touring route, which draws thousands of tourists every year. Coffs Harbour in the North region is also quickly gaining popularity as the hotspot for tech startups, with companies like Atlassian, Google, and Design Crowd establishing local offices in the region.



South Coast

The South Coast of New South Wales stretches from Wollongong in the north to Eden in the far south. The most popular destination for students on the South Coast is Wollongong. The 'Gong' (as locals describe it) is the third-largest city in New South Wales after Sydney and Newcastle, and offers an easy lifestyle with its beaches and cafés. This seaside region offers a scenic view of nature with a coastline that stretches across almost unbroken rain-forests in nearby Illawarra escarpment. The University of Wollongong is the premier university in this region if you look forward to this kind of lifestyle. We will cover more details about Wollongong in this guide later.

Melbourne

About



State:
Victoria



Area:
9,990 km²



Established:
1835



Population:
5.15 million+



Climate:
Oceanic




Living Cost:
Relatively High

Monthly Cost of living



Rent:
\$900



Food:
\$600



Transport:
\$160



Utilities:
\$150



Others:
\$100

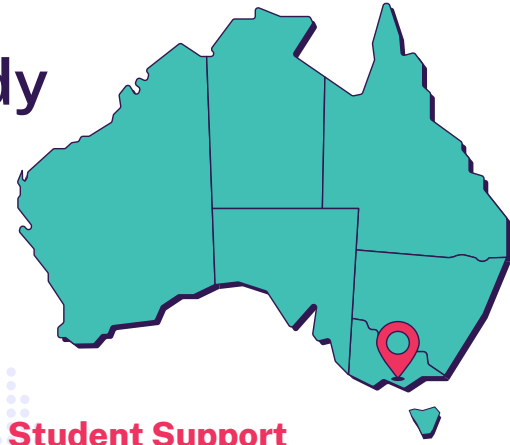


Total:
\$1910

Disclaimer: Prices are for a single student in shared living. Actual costs can vary.

Top 6

Reasons to Study in Melbourne



A packed agenda of study, food, wine, sports and arts is your introduction to the best of Melbourne – from its creative, exciting city centre, to its buzzing neighbourhood hubs. Melbourne is a place to be.



Australia's Best Student City

Melbourne prides itself for being named as Australia's best student in QS Student City Rankings. It has ranked as no.5 in the QS Best Student Cities rankings for the year 2023.



Student Support

Melbourne is also known for its excellent student support provided by the institutions and Victorian government through the Study Melbourne initiative.



Laneway Art

Melbourne has an amazing number of eclectic laneways full of great restaurants, cafes and art. Don't miss out on the famous street art in Hosier Lane.



Best Universities

Melbourne's universities are one of the best in the world. That's why QS World University Rankings put 6 out of 10 universities in the top-ranked universities.



Food Heaven

Melbourne is a stunning food destination. It is a Global Gourmet Capital due to the varied food cuisines available. Casual culture with stunning quality at reasonable prices.



Multicultural

There are more than 200,000 international students from 170 countries studying in Melbourne. Melbourne celebrates its multiculturalism through various events, festivals, and performances throughout the year.

Fun Facts about Melbourne



It is a home to the highest Italian and Greek populations in the world outside their own countries.



It was the capital city of Australia for 26 years between 1901 and 1927 before it was shifted to Canberra.



The largest tram system outside of Europe and the fourth largest in the world overall.



After the Victorian gold rush, Melbourne was once the richest city in the world.

UNIVERSITIES AND VOCATIONAL EDUCATION

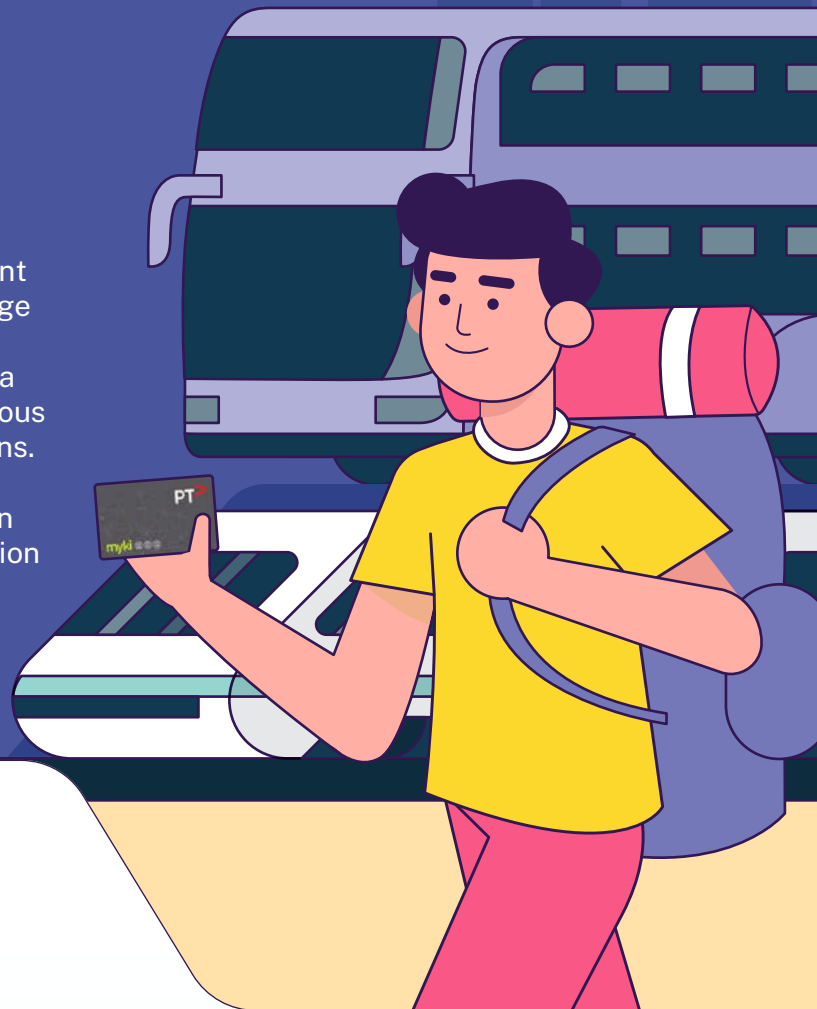
Institution	Description
University of Melbourne	The University of Melbourne is a public research university located in Parkville, north of Melbourne Central Business District. Founded in 1853, it is the second-oldest university in Australia and the oldest in Victoria. The main campus has 10 colleges and in nearby suburbs that provide academic, sporting and cultural programs.
Monash University	Monash University is a public research university with major research facilities in Melbourne and the second-oldest university in Victoria. The university has a number of campuses, four of which are in Victoria (Clayton, Caulfield, Peninsula, and Parkville), and one in Malaysia.
RMIT University	RMIT (Royal Melbourne Institute of Technology) is an Australian public research university in Melbourne, Victoria. It is the topmost art and design university in Australia and also offers courses in architecture, art, biomedical sciences, building, business, communication, community services, design, education, engineering, fashion, game design, health science, IT, law, and science.
Swinburne University of Technology	Swinburne University of Technology is a public university based in the Eastern suburbs of Victoria. Its main campus is located in Hawthorn, which is 7.5 km eastward from the Melbourne central business district, with additional campuses in metropolitan areas of Wantirna and Croydon. It is renowned as one of the top art and design schools in Australia and the world.
Deakin University	Deakin University is a public university in Victoria, Australia. Named after the second Prime Minister of Australia, Alfred Deakin, the university was established in 1974. It is one of Australia's fastest growing research universities. It has main campuses in the Burwood suburb of Melbourne, Geelong, and Warrnambool, and learning centres across Dandenong, Craigieburn, and Werribee.
La Trobe University	La Trobe University is a public research university and the third university to be founded in the state of Victoria. La Trobe's original and main campus is located in the northern Melbourne suburb of Bundoora, and has other campuses in Sydney and regional Victoria in Bendigo, Albury-Wodonga, Mildura, and Shepparton.
Victoria University	Victoria University (VU) is a dual-sector tertiary institution providing courses in both higher education and Technical and Further Education (TAFE). It has campuses in Melbourne Central Business District, Melbourne Western Region, and in Sydney, and offers courses across several disciplines, like arts, business, education, engineering, health sciences, IT, law, and social science.
University of Divinity	The University of Divinity is a collegiate university for specialisation in divinity, and has eleven theological colleges under its wings. Founded in 1910, the university's chancery and main administration are located in Kew, a suburb to the east of Melbourne CBD. The University pursues the highest standards of scholarship in theology, philosophy and ministry.
Universities with Satellite campus	You will find campuses of universities like Central Queensland University, Federation University, Australian Catholic University, Charles Darwin University, and Torrens University for studying in Melbourne.
TAFE and other education providers	Melbourne is home to world-class Tafes like Box Hill, Chisholm, Kangan Bendigo, Holmesglen and Melbourne Polytechnic and private colleges like William Angliss etc. They are known for their quality education and innovative practical training methods.

TRANSPORT

Melbourne has various types of public transport like trains, trams and buses available for everyone to travel around. You will need a MYKI card in order to travel on public transport in Melbourne. Although, concessions on public transport are not available to all overseas students.

You need to be studying an undergraduate program at one of the institutions that is a part of iUSEpass program to avail 50 percent concession on your yearly ticket. The average weekly cost of travel can be around \$40 to \$50. You can travel free within the CBD area by using free tram services connecting various universities, institutes and tourist attractions.

Bike paths around the city and the suburban areas make bicycles not only a cheaper option to travel but also more environmentally friendly and healthier as well.




Getting to the city from the airport

Melbourne Airport is 23 kms from the city centre, situated adjacent to the suburb of Tullamarine.

It is the second-busiest airport in Australia after Sydney.

If you are coming to Melbourne for the first time, then it is a good idea to take Skybus service (shuttle bus) from the airport to the city. It costs \$19.75 one way or \$32 return.

You can even catch a public transport bus from the airport or hire a taxi or ride-sharing service like Uber, Ola, Didi etc.



KEY EVENTS DURING THE YEAR



January

Australian Open Tennis

The first Grand Slam kicks off the season in Melbourne, and watch the best tennis players descend here.



March

Australian Grand Prix, Moomba Festival, Melbourne Food and Wine Festival


World's biggest motor racers chase each other down at the Grand Prix. Enjoy carnival rides, performances from talented artists, and zany rallies like the Birdman Rally at the family oriented Moomba festival. And the Food and Wine festival brings out the foodies from everywhere to the gastronomic events across the whole state of Victoria.



April

Melbourne Comedy Festival

Enjoy a good chuckle when the comedians from all over the world assemble here in Melbourne to perform. It starts in March and carries on until April.



September

AFL (Australian Football League) Grand Final


Australian Football or 'Footie' is a beloved sport of the Aussies. So much that the day of the grand final is marked as a public holiday in Victoria. Watch the season finish with a bang, as the two finalists try to outdo each other, followed by celebrations that spill across the streets.



November

Melbourne Cup Carnival

This famous annual horse race is held on the Flemington Racecourse. Plus throw in a mix of fashion, food, and entertainment, and you have a jamboree at hand.



December

Boxing Day Cricket Test

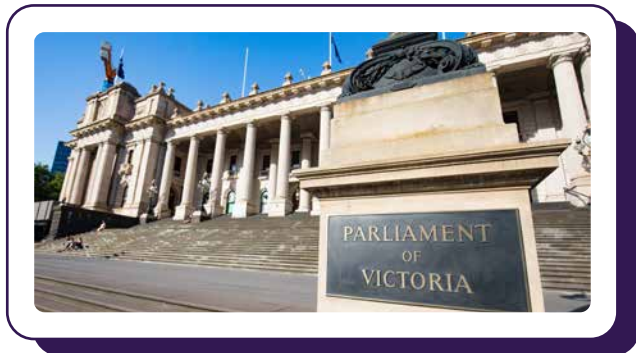
Following the Christmas day, the boxing day sees masses come out in droves for shopping as well as a game of test cricket match at the Melbourne Cricket Ground (MCG) between Australian cricket team and an opposing national team touring in Australia.

FREE THINGS TO DO in Melbourne



National Gallery of Victoria

Melbourne is one of the cities best renowned for its art culture, and its crown jewel is the National Gallery of Victoria, which houses over 70,000 works in a wide variety of art forms that span across Eastern, Western, and native cultures.



Parliament House

When Parliament is not sitting, you can take a public tour and learn about its magnificent architecture as well as how the state is governed. If you're in a hurry, there's also a 20-minute express tour available.



Free Comedy Gigs

Melbourne's The Highlander Bar (11A Highlander Ln) hosts open mic night and short stand-up gigs on Tuesdays.



Melbourne's beaches

Apart from its cafes and art galleries, there's no dearth of seaside beauties to be explored in Melbourne. Visit St Kilda, Brighton, or Frankston beach (to name a few), walk along the piers, build sand castles, or show off the city skyline on your social media feed.



City Circle Tram

To get a summarised version of Melbourne CBD and its main attractions, jump on tram no. 35 aka the City Circle tram, which is easily distinguishable with its maroon and golden colours and 12 minute frequency, and get a bird's eye view of the CBD. Plus, it's totally free.

Other places to explore in Melbourne

- ✓ Royal Botanical Gardens
- ✓ Shrine of Remembrance
- ✓ Eureka Tower
- ✓ Melbourne Museum
- ✓ Melbourne Zoo
- ✓ The Queen Victoria Market
- ✓ Federation Square
- ✓ Melbourne Star Observation Wheel
- ✓ St Kilda Pier

REGIONAL AREAS AROUND MELBOURNE

Victoria



Geelong

Just an hour away from Melbourne, Geelong is the second largest city of Victoria and offers a range of lifestyle options that rivals Melbourne itself. From multicultural shopping precincts to surf beaches, Geelong has something for everyone. With Deakin university and Gordon Institute of TAFE among the others, Geelong is a really convenient location that not only has quicker access to Melbourne, but also serves a good getaway spot to other tourist favourites like Ballarat and Great Ocean Road. You can learn more about Geelong in the upcoming pages.



Ballarat

Ballarat is the Victorian region most famous for being the epicentre of the gold rush and Eureka Stockade, something you can still relive through its heritage townhouses and streets. Along with plenty of natural sights and cultural events and activities, Ballarat is home to several quality institutions like Federation University.



Bendigo

Located in the heart of Victoria, Bendigo also has a shared history of gold rush with the rest of the regional areas, and it reflects in the town's very exterior. It recently has seen a surge in its infrastructure improvement and economic growth. It can be especially viable for international students to study here, as the cost of living would still be comparatively lower than Melbourne's inner suburbs.



Brisbane

About



State:
Queensland



Area:
15,826 km²



Established:
1825



Population:
2.56 million+



Climate:
Subtropical




Living Cost:
Moderate

Monthly Cost of living



Rent:
\$800



Food:
\$600



Transport:
\$120



Utilities:
\$140



Others:
\$100



Total:
\$1760

Disclaimer: Prices are for a single student in shared living. Actual costs can vary.

Top 6

Reasons to Study in Brisbane



With Australia's best climate, finest education institutions and closer to hot travel destinations, Brisbane offers lots of fun, work and study opportunities to all the international students.



Sunshine Capital

Brisbane is the capital city of the sunshine state (Queensland) which offers subtropical climate with hot humid summers, mild winters and nice spring & autumn.



Finest Education

Brisbane offers some of Australia's finest educational institutions with award winning universities and tafe's offers ranges of programs to international students.



Affordable

Compared to Sydney and Melbourne, Brisbane is a much more affordable place to study. You will find lower costs of living expenses and education costs, providing more value for money.



Safe and Welcoming

Brisbane is one of the safest and most welcoming cities in Australia. It holds Australia's largest city orientation day, also known as The City Welcome Festival, to welcome international students.



Student Accommodation

Brisbane is one of the first cities in Australia which provides a new purpose-built inner-city student accommodation to meet the needs of international students.




Getaways

Living in Brisbane will help you to explore some of Australian east coast's best attractions like Sunshine Coast, Gold Coast and Byron Bay with travel time less than 2 hours for each destination.

Fun Facts about Brisbane



Now a shopping, spending and eating centre, Queen Street was a convict barracks area once.



Brisbane offers 283 days of full sunshine in a year, making it perfect for outdoor activities.




The first lamington in the world was made in Brisbane in 1900 at Old Government House.



The Story Bridge is a twin of the Jacques Cartier Bridge in Montreal, Canada.

UNIVERSITIES AND VOCATIONAL EDUCATION

Institution	Description
University of Queensland	The University of Queensland (UQ) is the state's most prestigious tertiary institution located primarily in Brisbane. In Australia, UQ is consistently ranked at the top for business administration, veterinary medicine and life sciences, and also has produced two Nobel laureates, hundreds of Rhodes scholars, and an Oscar winning actor.
Queensland University of Technology	The Queensland University of Technology (QUT) is a public research university located on two campuses in the Brisbane area: Gardens Point and Kelvin Grove. It has faculties in accountancy, advertising, marketing, economics, finance, management and business. QUT bills itself as a world-class university with a global outlook' with quality education at reasonable tuition fees.
Griffith University	Griffith University is a public research university in South East Queensland on the east coast of Australia. The university was first to introduce degrees in environmental science and Asian studies. It also offers a full range of undergraduate, postgraduate and research degrees in other fields like business, health, and engineering and many more.
Universities with Satellite campus	You can also choose to study in the campuses of Central Queensland University, Australian Catholic University, James Cook University, Southern Queensland, Torrens University and University of the Sunshine Coast in Brisbane.
TAFE and other education providers	Established in 1882, TAFE Queensland is the parent body for TAFE technical and further education training across the state of Queensland. It is one of Australia's largest education providers with a wide variety of courses, diplomas, even bachelor degrees. There are many private providers of vocational educational programs in Brisbane.



TRANSPORT

Brisbane has a very good public transport system, offering trains, buses and ferries as the main mode of travel. For travelling on public transport, you will need a travel card known as Translink Go Card.

Overseas students in Brisbane get concessions on their public transport tickets. You can travel free in the city area using the loop bus service at designated points and some ferry terminals using CityHopper ferries.

You can also use Brisbane CityCycle service as there are plenty of bike pathways available for anyone who loves cycling. It is a subscription-based bike rental to suit various budget needs.



Getting to the city from the airport

Brisbane Airport is approximately 22 kms from the city centre. Brisbane airport is the third busiest airport in Australia.

The easiest and quickest way to reach Brisbane city from airport is via Airtrain. It takes only 20 minutes to reach from the airport to the Brisbane city centre. It costs \$19.80 one way, but you can get a discount if you book it online.

You can even go to other cities like Gold Coast directly from Brisbane airport.

You can also catch a shuttle bus like Skybus, council bus, taxi or ride sharing service like Uber from the airport.



KEY EVENTS DURING THE YEAR



February - March Brisbane Comedy Festival

Like Melbourne comedy festival, Brisbane also has its own comedy festival that showcases the national and international comic talents.



May Paniyiri Greek Festival

The longest running Greek festival in Australia is held in Brisbane every year and shares the Greek culture with everyone through food and entertainment.



August Brisbane Marathon Festival, The Royal Intercolonial Exhibition (The Ekka), Bridge to Brisbane

One of the premier marathon events in Australia is held annually in Brisbane. Enjoy the finest food and entertainment from the state of Queensland at the Royal Queensland show. Although started with fewer than 5000 people in 1997, Bridge to Brisbane has grown to be an incredibly popular 'fun run' event held every year in Brisbane.



September Brisbane Festival

This annual international arts festival ignites a sprawl of performance arts, including theatre, dance, music and opera across the city of Brisbane.

October Oktoberfest, Good Food and Wine Show

Oktoberfest is a popular German festival, and Brisbane is the biggest host for this cultural event in Australia, with the famous German wears, food, and beers on display. Also watch the celebrity chefs battle it out over cuisine matches at the Good Food and Wine show.



FREE THINGS TO DO in Brisbane

Heritage Tours

Take a trip down Brisbane's memory lane with 18 suburban walking trails, along with an Aboriginal trail, to learn more about the fascinating history of each of these locations. Download the brochures from Brisbane's city council website for each location and plan a trail to witness historical locations.




Lagoons

Cool down in Brisbane's tropical weather at one of its famous lagoons like the Streets Beach or Settlement Cove, which are not only free to use but come with lifeguards and amenities like toilets and changing rooms too.



State Library of Queensland

With its award winning architecture, Brisbane's largest research library hosts a thorough collection of Queensland's cultural and documentary heritage, and provides free access to information not reserved to books, but also exhibitions, story readings, and across different multimedia.



Queensland Museum

A short walk away from Brisbane's CBD, this museum holds a collection that exhibits the state's cultural heritage, natural history, science and human endeavors. It also houses Sciencentre, an interactive education experience for the visitors.



City Sounds

Brisbane is home to Australia's largest live music program. Enjoy free music sessions across different parts of Brisbane CBD like Queen Street Mall, Post Office Square, and Reddacliff Place among the others. Every week there's a change-up of musical style, so you'll never be tired of repetition.

Other places to explore in Brisbane

- ✓ Lone Pine Koala Sanctuary
- ✓ Story Bridge
- ✓ Southbank Parklands
- ✓ City Botanic Gardens
- ✓ Wheel of Brisbane
- ✓ Museum of Brisbane
- ✓ Sir Thomas Brisbane Planetarium
- ✓ The Gabba Cricket Ground
- ✓ Queen Street Mall
- ✓ Cultural Centre

REGIONAL AREAS AROUND BRISBANE

Queensland



Cairns

A tropical wonder, Cairns makes for a popular study destination due to its natural landscapes and its proximity to one of the seven natural wonders of the world - the Great Barrier Reef. Apart from the reef and the sea-life, waterfalls, lava tubes, jungles and much more can be found and explored here in this region located in the far northern part of Queensland. James Cook University and CQ University have study facilities here.



Sunshine Coast

In South East Queensland, Sunshine Coast is known for its hospitality and tourism on top of its beautiful hinterland and beaches. It is also known for having the campuses of institutions like the University of Sunshine Coast, Central Queensland University, and TAFE Queensland. The region's primary industries are healthcare and retail. For a surfing enthusiast, cafe hopper, or nature explorer, the Sunshine Coast presents a perfect opportunity, more so even because of its tropical climate.



Townsville

Considered the unofficial capital of North Queensland, Townsville offers diverse landscapes with rainforests and sandy beaches. It also helps to have high quality educational institutions like James Cook University and Central Queensland University to make a decision about studying here. You will get the benefit of living in a region with distinct natural wonders, like The Strand, a palm-tree lined, Castle Hill, a giant red rock formation, and even the middle section of the Great Barrier Reef.

Adelaide

About



State:
South Australia



Area:
3,258 km²



Established:
1836



Population:
1.37 million+



Climate:
Mediterranean




Living Cost:
Relatively Low

Monthly Cost of living



Rent:
\$700



Food:
\$400



Transport:
\$130



Utilities:
\$120



Others:
\$100



Total:
\$1450

Disclaimer: Prices are for a single student in shared living. Actual costs can vary.

Top 6

Reasons to Study in Adelaide



South Australia's vibrant capital city, Adelaide, offers plenty for international students. It is one of the cheapest cities to live in and ranked as the fifth most liveable city in the world.



Most Affordable

Living in Adelaide costs much less than any other capital city in Australia. One of the main reasons for students to choose Adelaide for studying.



Academic Excellence

Universities in Adelaide offer excellence in education with Top 6 universities famous for their research and innovation contributions to the world.



Learning City

It is also known as learning city as it hosts more than 38,000 international students in its universities, tafes and private institutions. It is also a safe, welcoming and vibrant city.



Transport

You can save up to \$700 per year on your transport costs as Adelaide is one of the cities that offer the same transport benefits to students as locals. It also offers free tram and bus service in the city.



Festivals

Adelaide alone hosts over 400 events every year with so many events around the state, is the reason it's also known as the Festival State of Australia.



Weather

Adelaide offers Mediterranean weather with four distinct seasons. It is a warm and sunny city with low rainfall which gives plenty of opportunity to travel around and do outdoor activities.

Fun Facts about Adelaide



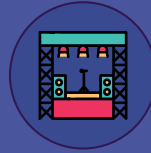
Adelaide is known as a 20 minute city as you can reach any point in the city within 20 mins.



Adelaide is also known as an Opal Capital of Australia due to the variety of opals it offers.



Adelaide is also known as the City of Churches due to many churches around the city area.



Adelaide Fringe Festival is the second-largest arts festival in the world.

UNIVERSITIES AND VOCATIONAL EDUCATION

Institution	Description
Flinders University	Flinders University is ranked among the world's top 500 institutions. Founded in 1966 and located in Bedford Park (12 kms from Adelaide), Flinders is the only Southern Australian University to offer on and off campus accommodation. It has over 25,000 students, and about 20 percent of those students are from overseas.
University of Adelaide	The University of Adelaide is the third-oldest university in Australia, the highest ranking university in South Australia, and is ranked among top 150 elite universities in the world. It has a long list of accomplishments, from having five Nobel laureates among its alumni to important discoveries such as penicillin, sunscreen, military tank, Wi-Fi, polymer banknotes and X-ray crystallography.
University of South Australia	Known for its diversity and strong culture of innovation, the University of South Australia is the largest public research university in South Australia. It is ranked among the world's top young universities, has two campuses in North Terrace in Adelaide city centre and two South Australian regional campuses.
Carnegie Mellon University	Although Carnegie Mellon University is a US based private research university, the Australian campus of its Heinz college was established in 2006 in Adelaide's city centre and is the first American university to have a campus in Australia. The university offers two masters' degrees and a few executive education and specialisation programs.
Torrens University	The Adelaide campus of the Torrens University was established in 2012 in the CBD itself. It offers personalised access to experienced lecturers due to smaller class sizes. The university currently provides undergraduate and postgraduate courses.
Universities with Satellite campus	Australian Catholic University and Central Queensland University have their campus in Adelaide offering various undergraduate and postgraduate programs.
TAFE and other education providers	TafeSA (South Australia) is the only Tafe in Adelaide but for the students looking to choose vocational education as a preferred option, there are plenty of other vocational education providers to choose from as well.




TRANSPORT

Adelaide's efficient and affordable public transport makes travelling around the city and suburbs easier. Adelaide is serviced by extensive train, tram and bus network that operates throughout the city and surrounding suburbs.

You will need to get the Metrocard in order to make the most out of public transport in Adelaide. Make sure to touch on and off when entering and exiting any mode of public transport. As an overseas student, you are entitled to get a concession fare on public transport in Adelaide. You can travel free in the city centre by using buses and trams.

With the city's focus on 'Going Green' and plenty of bike pathways to use, cycling is a very popular way of travelling in the city and inner city suburbs. If you don't have a bike then you can rent one for free from Adelaide Free Bikes also.



Getting to the city from the airport

Adelaide Airport is situated only 6 kms west of the city centre. It is South Australia's main and Australia's fifth busiest airport.

Adelaide Metro offer a JetBus service direct to the city centre. You will need to buy a Metrocard to travel on this service. It takes around 25 to 30 mins to reach the city in this bus service. You can find the bus stop near the airport exit.

You can also hail a taxi or ride sharing service like Uber or shuttle bus service from the airport terminal. Alternatively, you can hire a car as well.



KEY EVENTS DURING THE YEAR



February - March Santos Tour Down Under

The international pro cycling world tour kicks off with the cycling race in and around Adelaide.



February Adelaide Fringe Festival

The world's second largest annual arts event festival is held in South Australia every year from February to March and features works of thousands of national and international artists.



March Womadelaide, Adelaide Festival

The annual Adelaide festival brings the international talent in performance arts to the city. Womadelaide is one of the several festivals happening in this month in Adelaide, and this open air festival also brings best of the music, arts and dance to the city.



April Barossa Vintage Festival, Tasting Australia

Barossa community is quite popular for its vintage wines, and so the event celebrates the community, its heritage and, of course, the wines. The Tasting Australia is also famous for its wine and food festival in the capital city of Adelaide.



August Sala Festival

South Australia Living Arts (SALA) festival celebrates the visual arts every year across the state.



December Adelaide Motorsport Festival

This event is the mecca for every motorsport enthusiast, as the best of past sports cars and the latest beasts in business are on display in the Adelaide CBD as well as Adelaide Parklands Circuit.

FREE THINGS TO DO

in Adelaide

Free food and wine tastings

Adelaide is renowned for its winery scene, so it's no surprise that you might find a free sip here or there. Take the wine discovery journey at National Wine Centre of Australia for tastings at the end of interactive tour or visit cellar door wineries in Barossa Valley to sample from the source itself. Visit Adelaide Central Market to sample cheeses, breads, and pastries from local vendors.



Bike around for free

Courtesy of Bike SA, you can hire a bike for free and peddle along the Bike Art trail to witness the giant, city-commissioned sculptures along 11 points, all within bike's reach. Or you can traverse the Jack Bobridge trail (named after the pro-cyclist), a beautiful 27 km route between Gawler and Tanunda with really picturesque sceneries with occasional sights of kangaroos and echinadas along the way.



The Bradman Collection

If you're a cricket enthusiast, you can pore over the memorabilia collection of Aussie cricket legend Sir Don Bradman at Adelaide Oval, with an assortment of trophies, cricket balls and bats, and clothing gear personally worn by the Don, complete with a multimedia clippings from his famous matches.



Free art and culture

Explore the unique offerings of South Australian Museum, which include ancient Egyptian relics, the only surviving Aboriginal canoes, and an 18m long whale skeleton. Or visit the Art Gallery of South Australia, one of the most visited galleries in Australia per annum, for a wide variety of paintings, sculptures, art, drawings, and photographs from different cultures of the world.



Glenelg Beach

Enjoy the beautiful stretches of coastline along Glenelg, one of Australia's most popular beach destinations. Not too far away from the CBD and accessible via public transport, the beach is lined up with cafes, funky shops, and boutiques.

Other places to explore in Adelaide

- ✓ Adelaide Botanic Garden
- ✓ Adelaide Zoo
- ✓ Victoria Square
- ✓ Rundle Mall, Adelaide Central Market
- ✓ Himeji Garden
- ✓ National War Memorial
- ✓ Adelaide Oval



Perth

About



State:
Western Australia



Area:
6,418 km²



Established:
1829



Population:
2.12 million+



Climate:
Mediterranean




Living Cost:
Moderate

Monthly Cost of living



Rent:
\$800



Food:
\$500



Transport:
\$100



Utilities:
\$160



Others:
\$100



Total:
\$1660

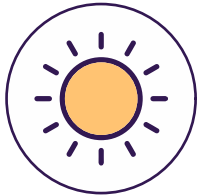
Disclaimer: Prices are for a single student in shared living. Actual costs can vary.

Top 6

Reasons to Study in Perth



Being much closer to Asian cities than Sydney, Perth has lots to offer to international students, including a laid-back lifestyle, friendly people, warm weather, plenty of attractions and surfing.



Always Sunny

Perth has more sunshine than any other capital city in Australia. It has a Mediterranean style climate with hot summers and mild winters.




Top Class Education

Perth's universities and schools provide an excellent quality education, making it a must choose for lots of international students planning to study in Australia.



Lifestyle

Perth has the highest per capita income in Australia, so it makes this city with the highest living standards in Australia. But it still remains affordable for international students.




Cheaper Transport

Like Adelaide, Perth also offers concessions to international students on all public transport fares. International students are entitled to 40% discounts with the SmartRider card.



Innovation

Perth is also known for its innovations in science and technology, so studying these in Perth will bring you life-changing opportunities.



Multicultural

Perth offers a unique multicultural environment with people from over 200 countries living, working and studying here. Locals are also very friendly.

Fun Facts about Perth



Perth, the sunniest capital city, enjoys an average of 8 hours of sunshine on any given day.



Perth is closer to Singapore and Jakarta than to its own national capital, Canberra.



Perth's Kings Park is the largest city park in the world, larger than New York's Central Park.



Perth is the only place in the world where you can find one of the happiest animals in the world, quokkas.

UNIVERSITIES AND VOCATIONAL EDUCATION

Institution	Description
University of Western Australia	The University of Western Australia (UWA) is a public research university. The main campus is in Perth, with a secondary campus in Albany and various other facilities elsewhere. The university has significant figures of cultures as its alumni, including the former Prime Minister of Australia Bob Hawke, and Nobel laureate Barry Marshall and Robin Warren.
Curtin University	Curtin University is the largest public research university in Perth, with the country's third-largest international student population. Its main campus is located in Bentley, about six kilometres southeast of Perth's Central Business District.
Murdoch University	Murdoch University is a public university in Perth. It was established in 1973 as the state's second university. The university's main campus is located in the suburb with the same name, along with two other campuses in Rockingham and Mandurah.
Edith Cowan University	Named after the first woman to be elected to an Australian Parliament, Edith Cowan University (ECU) is a young tertiary institution established in 1991. It has campuses across two metropolitan campuses, in Mount Lawley and Joondalup, and a regional campus in the South West, Bunbury, with more than 30,000 students and roughly 6,000 of them are international students.
University of Notre Dame Australia	The University of Notre Dame Australia is the only private university in Western Australia, with campuses in Fremantle and Broome. The university also has eight clinical schools as part of its school of medicine located across Sydney and Melbourne and also in regional New South Wales and Victoria.
TAFE and other education providers	Tafe International Western Australia and many private colleges make students' lives easier when choosing vocational courses in Perth.



TRANSPORT

Travelling on public transport in Perth is quite easy as there are a range of transport modes like trains, buses and ferries available for travel. The cheapest and the best way to travel around is by getting a Smartrider card and making sure to tag on and off the card when getting on and off public transport. Overseas students in Perth get 40% concession when travelling on public transport in Perth.

The average weekly cost of public transport in Perth can be around \$20 to \$25. There are free CAT buses that you can use for travelling around CBD areas and Fremantle and Joondalup. Buses are best when you are doing short trips and ferries are great for not only travelling but for the amazing views as well.



Getting to the city from the airport


Perth Airport is 15 kms from the Perth CBD (Central Business District)

The easiest way to get to the city centre from Perth airport is by catching the airport train. You can buy a Smartrider card to ride on this train or you can also buy a cash ticket. It costs around \$5 to \$7 and takes around 20 minutes to reach the CBD.

You can also catch a public transport bus, or you can use the taxi or ride-sharing services as well for reaching your destination from Perth airport.



20 minutes to reach



KEY EVENTS DURING THE YEAR



January Hopman Cup (Tennis)

This international mixed team tennis tournament is held in Perth at the start of every year.



February Fringe World Festival

Spanning 150 venues across Perth, this festival is one of the local favorites. It attracts a massive pool of local and international talents in the entertainment business, so it's definitely worth checking out.



March Sculpture by the Sea, Perth Festival

The sculpture exhibition is a free public event that transforms the Cottesloe beach to a sculpture walk for 18 days. Perth Festival is a premier multi-arts festival held annually.



June WA Day Festival

WA is celebrated on this day with food markets, concerts, and workshops in Fremantle and Elizabeth Quay. It starts off in May sometimes and carries on until June.



July Good Food and Wine Show

The Good Food and Wine show is the real-life version of Masterchef, open to the public and with some of the finest chefs in Australia competing against each other.



September Shinju Matsuri (festival of the Pearl)

The end of pearl harvesting season in Broome, WA, is celebrated with this festival, which not only has food, art, and fireworks, but also dragon boat races.



September/ October Perth Royal Show

It's a classic WA event, offering rollercoasters and farm and domestic animals, and complete with fireworks at the end of the evening, so it's worthwhile for your experience.

FREE THINGS TO DO

in Perth

Kings Park

One of the world's largest inner city parks is here in Perth. Renowned for its scientific research, horticulture and conservation efforts, King's park houses Western Australian Botanic Garden, which has a collection of over 3,000 species of WA's distinct flora. You will find free guided walks at the visitor centre to enrich your experience further.



Take a dip in the Indian Ocean

Go swimming, snorkeling, or surfing in the Indian Ocean at Cottesloe beach, just 15 minutes away from the city by car or public transport. Oh, and don't forget to stay back for one of the most dazzling sunsets.

Free didgeridoo lesson

Didgeridoo is an Aboriginal wind instrument that produces a deep, reverberating sound. So you can get a quick spin and a free lesson for 15 minutes at it from Didgeridoo Breath, one of the largest retailers of this instrument in Australia, in Fremantle.



Northbridge Piazza

Catch a free movie or sporting event on Perth's first permanent public LED screen 24x7 at this community locale. Otherwise, you can always wind down, get some sun, or catch music and cultural activities around this space.

Perth Culture Centre

Your one-stop for all things cultural in Perth (most, anyway). Here you will find the Art Gallery of Western Australia, State Library of WA, the Western Australia Museum and Perth Institute of Contemporary Art, all free to visit and enjoy.

Other places to explore in Perth

- ✓ The Bell Tower
- ✓ The Perth Mint
- ✓ Perth Zoo
- ✓ Scitech
- ✓ Museum of Perth
- ✓ Adventure World theme park
- ✓ Aquarium of Western Australia
- ✓ Fremantle Prison

Gold Coast

About



State:
Queensland



Area:
414.3 km²



Established:
1948



Population:
630,000+



Climate:
Subtropical




Living Cost:
Moderate

Monthly Cost of living



Rent:
\$750



Food:
\$500



Transport:
\$150



Utilities:
\$100



Others:
\$100



Total:
\$1600


Disclaimer: Prices are for a single student in shared living. Actual costs can vary.

Top 6

Reasons to Study in Gold Coast



Gold Coast's world-class university facilities and education standards with near-perfect weather, wonderful lifestyle and multicultural environment make it a perfect place to study.



Diverse Student Community

There are more than 29,000 overseas students from over 130 countries currently studying in the city of Gold Coast, making it a very diverse student community.



Lifestyle

Gold Coast gets more than 300 days of sunshine with an average temperature of 29 degrees. It has also been awarded as the best beach-side city to study in the world.



Affordable Fees

The housing is not cheap, but the university costs are certainly very affordable and most of the public universities provide a great range of courses which makes the decision easier.



Great education

Gold Coast has some of the world-class universities offering a variety of courses and some of them are consistently ranked as No. 1 in the student experience.



Employment Opportunities

Overseas Students can find part-time and casual work throughout the year to improve their skills and support the work experience while studying.




Geography and Climate

Located in the south-east corner of Queensland, the Gold Coast has 57 km of coastline with its pleasant subtropical weather throughout the

Fun Facts about Gold Coast



Gold Coast has more than 400 km of man-made canals - more than Venice and Amsterdam put together.



The Gold Coast has Australia's largest professional lifeguard service, with around 40 patrolled beaches.




More Hollywood blockbusters have been filmed in the Gold Coast than anywhere else in the Southern Hemisphere.



The Gold Coast is home to the largest subtropical rainforest remnant in the world.

UNIVERSITIES AND VOCATIONAL EDUCATION

Institution	Description
Bond university	Bond University is Australia's first private not-for-profit university and is located in Robina, Gold Coast, Queensland. Since its opening in 1989, it has primarily been a teaching-focused higher education institution. It is also famous for its legal education, which ranks in the top 3 in Australia in terms of graduate employment rate.
Universities with Satellite campus	You can also choose to study in the satellite campuses of Griffith University, Central Queensland University, Torrens University and Southern Cross University in Gold Coast.
TAFE and other education providers	Students have a choice of study at Tafe Queensland and other private education providers to study vocational education and English programs.



TRANSPORT

Gold Coast's public transport system includes trains, trams and buses. Mostly, people prefer buses and trams when travelling within the Gold Coast and trains when travelling to Brisbane and other cities in Queensland.

Like Brisbane, to travel on public transport, you will need to have a Go Card and touch it as you get on and off any public transport mode. You are entitled to concession fares when using public transport in Gold Coast as an international student. Bicycles are a very popular method of getting around in the Gold Coast as well with more than 800 km of bike ways connecting Gold Coast's key corridors.

As a popular tourist destination, you can choose chartered cars, buses and shuttles to travel around the Gold Coast.



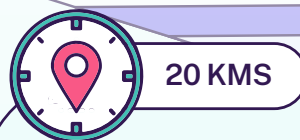
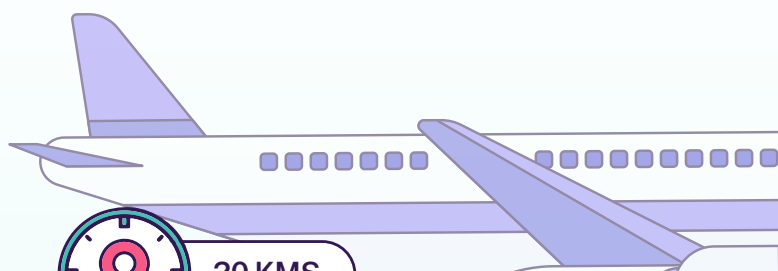
Getting to the city from the airport

Gold Coast Airport (Coolangatta) is 20 kms from the Gold Coast city, it is the second-busiest airport in Queensland after Brisbane airport.

Many travellers also arrive at the Gold Coast via Brisbane airport. You can take a train from Brisbane airport to arrive at the Gold Coast.

You can catch public transport buses no. 777 and no. 760 from airport to city, run by Translink. It costs \$6 to reach Surfers Paradise from the airport using this service.

Other methods for transfers from Gold Coast airport include shuttle bus, taxi or ride-sharing service like Uber etc.



KEY EVENTS DURING THE YEAR



January

The Magic Millions Horse Race Carnival

The world's richest sales-based incentive horse race is held in Gold Coast, with only horses bought at Magic Millions Sale auction (hence the name). This is a day filled with tonnes of money, food, entertainment, and, of course, racing.



February

Sand Safari

Surfers Paradise is transformed into a fascinating beachside exhibition with enormous artworks and sculptures made out of sand.



May

Sanctuary Cove Boat Show

This exhibition showcases world-class yachts, boats, trailers, marine tech and more from a wide variety of brands and exhibitors over 4 days.

April

Quicksilver and Roxy Pro (World Surfing), Gold Coast Film Festival

For surfing fans, this event is a must-go. The event is held officially by the World Surf League every year in Coolangatta, QLD. Gold Coast Film Festival celebrates the film culture across Australia and the rest of the world, and also encourages discovery and promotion of local independent filmmakers.



July

Gold Coast Airport Marathon


Held on the first Sunday of July, Gold Coast marathon is one of the two marathons in Australia to hold the premier International Association of Athletics Federations (IAAF) Gold Label status.



October

Gold Coast 600 (Motorsport event)

This annual racing event for the Supercars Championship is held at Surfers Paradise Street Circuit over the course of a three-day weekend.



November-December

Australian PGA Championship (golf)

This championship is part of the PGA golf tournament of Australasia, dating all the way back to 1905. However, it came to the Queensland region only at the start of the 21st century.

FREE THINGS TO DO in Gold Coast

World famous beaches

Gold Coast is renowned all around the globe for its golden beaches and clear blue waters. Apart from Surfers Paradise, you get beaches like Main Beach, Burleigh Heads, Mermaid Beach, Kurrawa Beach, Miami Beach and more going top to bottom.



Hinterland

Golden Coast has some of the most exotic and Instagrammable natural sights you can find. From rainforests to waterfalls, you will find the most diverse landscapes at different national parks, like Lamington National Park or Burleigh Head National Park, which don't charge you any entry fee.

Arts and Culture

Discover the works of some of the Gold Coast's best and most promising artists at Robina art gallery or learn about the history of the early settlers in the region at Gold Coast Historic Museum in Bundall.

Local Markets

Although the convenience of a shopping mall is available most of the times, window shopping at local markets is quite an experience in itself. Survey the local stalls at Surfers Paradise or go for arts and crafts markets on the beachfront, including at Burleigh, Miami, and Coolangatta.



O'Reilly's Tree Top Walk

First of its kind in Australia, this walkway is composed of nine suspension bridges and two observation decks and passes through blooming trees, vines, and orchids, and lets you see the birds and animals at treetop.

Other places to explore in Gold Coast

- ✓ Sea World
- ✓ Wet and Wild
- ✓ Dream World
- ✓ Movie World
- ✓ Skypoint Observation Deck
- ✓ Currumbin Wildlife Sanctuary
- ✓ Springbrook National Park
- ✓ White Water World

Canberra

About



State:
Australian Capital Territory



Area:
814.2 km²



Established:
1913



Population:
430,000+



Climate:
Oceanic




Living Cost:
Moderate

Monthly Cost of living



Rent:
\$700



Food:
\$500



Transport:
\$100



Utilities:
\$150



Others:
\$100



Total:
\$1550


Disclaimer: Prices are for a single student in shared living. Actual costs can vary.

Top 6

Reasons to Study in Canberra



Canberra, Australia's capital city is known for its educated residents, world-class universities and natural beauty that makes studying here a great study option.



Young City

Canberra is not only a 106-year-old city but 25% of its population consists of students only. Thus making this city very youthful with lots of opportunities.



Top Class Universities

Canberra has some of the best universities in the world. Also, modern infrastructure and the largest Free Public WiFi in Australia helps you to achieve the best.



Safe and Vibrant

Canberra boasts one of the lowest crime rates in Australia. Also, it is a city with many events, galleries, museums, wineries and gardens, all within an hour's drive from the city center.



Job Opportunities

With the lowest unemployment rates and the highest average full time job salary, you will have plenty of work opportunities around Canberra during student life and after graduation.



Accommodation

Canberra has one of the largest on-campus accommodation facilities in Australia which makes moving to a new city much easier for students.



Eco-friendly City

Canberra is one of the few planned cities in the world which is clean and sustainable as well. Around 53% of the area in the city is covered by parks and natural reserves.

Fun Facts about Canberra



Canberra has the most highly educated population in Australia.



Canberra has the highest percentage of people using bicycles than any other city.




Canberra has a higher percentage of volunteers than other Australian cities.



Canberra is also known as the Bush Capital as it is covered with parks, lakes, rivers, hills, etc.

UNIVERSITIES AND VOCATIONAL EDUCATION

Institution	Description
Australian National University	Australian National University (ANU) is known for its outstanding research and post-graduate programs. It is the only university created by the Parliament of Australia in 1946. The university consistently ranks as Australia's number one university in the QS World University Rankings.
University of Canberra	University of Canberra (UC) is famous for its quality teaching and focus on professional development of the students rather than just academic learning. UC offers more than 300 courses, including some of the courses not offered by other universities in Canberra with a strong practical focus.
Universities with Satellite campus	Apart from those two universities from Canberra, there are campuses from Australian Catholic University, Charles Sturt University and the University of New South Wales.
TAFE and other education providers	Canberra Institute of Technology is Canberra's TAFE offering various vocational educational programs to more than 20,000 students through its 5 campuses in Canberra. There are few private providers also providing vocational and English programs to overseas students.



TRANSPORT

Canberra is well connected with the bus service that operates throughout the city and the surrounding areas. There is also a light rail service that runs between Canberra city and Gungahlin.

You will need to get a MyWay card in order to travel on public transport in Canberra and as an overseas student you are entitled to full concession. You will need to tap on and tap off when getting on and off the public transport. The weekly cost for public transport can be between \$30 to \$40.

With 500 kms worth of bicycle paths all around the city and surroundings, cycling is another very popular way of travelling around Canberra.

There are plenty of walking tracks built around the city as well.



Getting to the city from the airport

Canberra Airport is just 8 kms from the city centre.

You can take a public transport bus also called ACTION Bus route Rapid 3 from Canberra airport to reach the city centre. It takes less than 20 minutes to reach the city via this bus.

You will need to have a Myway card to travel on this bus, and it costs \$5 to travel to the city from the airport.

Other popular modes of transport to get to the city from the Canberra airport include shuttle bus, taxi services and ride-sharing services like Uber etc.



KEY EVENTS DURING THE YEAR



January Summernats

The most popular car festival in Australia is held in Canberra. Featuring everything from custom cars to burnouts, it is a big tourist draw for the city.



February National Multicultural Festival

Exotic dancers, floats, and parades are common sights to see on this occasion celebrating the diversity of cultures in Australia.



March Enlighten Festival, Canberra Balloon Spectacular

View a wide range of architectural projections and events with Enlighten festival, and huge hot air balloons in different shapes are a sight to behold in the annual Balloon Spectacular event held at the old Parliament house in Canberra.



April National Folk Festival

This festival is a celebration of the Australian folk culture, including a gamut of traditional activities and artefacts such as market stalls, circus performers, and independent performers.



September-October Floriade Spring Festival

The spring season is celebrated in Canberra with the Floriade, with over a million flowering bulbs decorated with artistic features. Food, wine, music, and recreational activities are also part of the festival.

October-November Canberra International Film Festival


The annual film festival held in Canberra is a celebration of cinema across an 11-day program, featuring films from Australian and worldwide as well as additional events like workshops and panel discussions with a range of professionals involved in the filmmaking business.

FREE THINGS TO DO

in Canberra

New Parliament House

Since 1988, the New Parliament House on Capital Hill has been the meeting place of the Australian Parliament. Attend the billing debate from a gallery, explore some of Australia's most compelling artwork, and stroll through the halls and spaces that won design competitions.



Australian War Memorial

If you're an Australian history buff, then the war memorial definitely should be on your list. From galleries and friendly volunteers, learn about the brave individuals of this country who participated in wars. Also take a moment at the Roll of Honour wall, which lists over hundred thousand the fallen heroes.




Enjoy nature

Canberra offers a wide variety of natural experiences, from the neatly ordered national botanic gardens and Arboretum to the remote wilderness of Namadgi Natural Park, you can find Mother Earth's touch abound and well nourished in the capital city of Australia, free of charge.



Canberra Space Centre

Learn about amazing space exploration facts and Australia's role in braving against the final frontier at this Space Centre, located at Canberra's Deep Space Communication Complex. If that alone doesn't make it worth a free visit, then you definitely will change your mind after you learn that they house an actual piece from the moon!



Royal Mint

Experience mighty robots (including the legendary Titan robot that can lift a tonne) at work in minting the circulating coins in Australia and learn how they are made with a free guided tour offered at the royal mint.

Other places to explore in Canberra

- ✓ Lake Burley Griffin
- ✓ National Gallery of Australia
- ✓ National Museum of Australia
- ✓ National Portrait Gallery
- ✓ Australian National Garden
- ✓ Questacon
- ✓ National Zoo and Aquarium

Hobart

About



State:
Tasmania



Area:
1,696 km²



Established:
1804



Population:
238,000+



Climate:
Oceanic




Living Cost:
Relatively Low

Monthly Cost of living



Rent:
\$600



Food:
\$500



Transport:
\$80



Utilities:
\$140



Others:
\$100



Total:
\$1420

Disclaimer: Prices are for a single student in shared living. Actual costs can vary.

Top 6

Reasons to Study in Hobart



Australia's second-oldest capital city, Hobart, has not only nature as its advantage, but affordable high standards of lifestyle with fees much lower than the other capital cities make it a must study option.



Australian Culture

Less number of international students in Hobart means there will be more authentic Australian experience for students studying here. It helps to build English language skills and make local friends.



Scholarships

University of Tasmania provides lots of scholarships for international students studying in Tasmania and fees are much lower compared to other universities.



Affordable

Standard of living in Hobart is high but the cost of food, transport, accommodation and other health amenities are much lower compared to the other capital cities in Australia.



Range of Courses

One of the oldest universities in Australia, the University of Tasmania, has a huge range of courses which students can choose from.



Natural Paradise

With beautiful beaches, lovely mountains and shining lakes, Hobart has a lot to offer for nature lovers. You will get the cleanest air and purest water here.



Safe City

Hobart is home to safe and welcoming communities. The city's vibe is relaxed and locals are friendly in nature. You can travel freely around the city at night as well.

Fun Facts about Hobart



Hobart is the second-oldest city founded by European settlers after Sydney.



The Tasmanian Devil, found only in Tasmania, is the largest carnivorous marsupial.




After Hobart's ports, the next stop is Antarctica as it is one of the most southerly ports.



The main centre of the island of Tasmania, Hobart, is known for its convict history.

UNIVERSITIES AND VOCATIONAL EDUCATION

Institution	Description
University of Tasmania	Hobart and Tasmania's only university is University of Tasmania. 1 in 5 students studying in Hobart are overseas students. University of Tasmania features some of Australia's best courses in the fields of naval architecture, Antarctic science and maritime technology management.
TAFE and other education providers	TasTafe also provides various vocational programs to the overseas students in Hobart. There are few other private RTOs and English providers in Hobart.



TRANSPORT

Buses are the common mode of public transport in Hobart. You can pay for your fare by cash or using a 'Greencard'. We suggest you get a 'Greencard' as fares are 20% cheaper with the card. You are entitled to student concessions when studying in Hobart as an overseas student.

You can buy the card from Metro shops, agents, online or by calling them. You should tap on when getting on the bus, but you don't need to tap off when getting off. Average weekly cost can be around \$15 to \$20 depending on how much public transport you use. It costs \$5 to buy the Greencard.

Like most of the other Australian cities, riding a bike is popular among the students in Hobart. Walking is another popular way of getting around the city area in Hobart.



Getting to the city from the airport

Hobart International Airport is situated 23 kms from the city centre. It is the largest airport on the Tasmanian island.

The cheapest way to get to the city centre from Hobart airport is by catching a Skybus service. It costs \$19 each for an adult ticket and takes around 30 minutes to reach the city.

There is no public transport bus or other service that you can catch from Hobart airport.

If you are in a rush, then hire a taxi or ride-sharing service like Uber etc.



KEY EVENTS DURING THE YEAR



January

Hobart International Tennis Cup

Hobart International is a tennis tournament exclusively for women, held at Hobart International Tennis Centre, and is a run-up to the Australian Open as part of the series.



February

Australian Wooden Boat Festival, Regatta Day

The Australian maritime culture is the focus of the Wooden boat festival, where hundreds of wooden boats sail, and the festival goers learn to build a boat in a jiffy. Regatta day is Tasmania's oldest aquatic and sporting event, hosting a series of competitions and displays in Hobart.



March

10 Days on the Island

This biennial festival is a statewide arts event, where for ten days, artists from exotic islands all over the world (like Hawaii, East Timor, Ireland and many more) exhibit their art creations.



June

Dark Mofo

The Museum of Old and New Art hosts this annual winter festival. So prepare for art, music, and food to savor at this festival.



October

Royal Hobart Show

The Royal Show exhibits the rural life in Tasmania, with events like livestock contests and wood chopping as popular displays.



December

Sydney to Hobart Yacht Race, Taste of Tasmania

Hobart is the finishing line to the famous yacht race that commences from Sydney. Taste of Tasmania is Australia's longest running food and wine festival.


FREE THINGS TO DO

in Hobart



Visit Mt Wellington

Located in southeast Tasmania, this summit is top of the list of many first time visitors. Enjoy spectacular views of the entire city from the peak. For the better part of the year it's snowy, so there might be a limit on how far up you can drive. Otherwise, you can settle for Mt Nelson, which is a miniature version of Mt Wellington and not too far from the Hobart CBD.



Kingston Beach

Spot dolphins and whales from the shores of this wonderful beach, just 16 km south of the Hobart CBD. Take a dip during warm summer or simply enjoy the vistas during the chilly season.



Rektango music event

Enjoy a wide variety of music genres from funk to disco at this weekly event in Salamanca Art Centre's courtyard. Courtesy of the musicians themselves, this event is open to everyone from 5:30 PM to 7:30 PM on Friday nights.



Visit Battery Point

Step back in time with the suburb of Battery point, where you will find the charms of an old English village with sandstone buildings and gardens adorned with lavender and roses, established since 1830.

Visit Australia's oldest Catholic church

Witness one of the oldest functioning Catholic churches since the 19th century and its fascinating Early Gothic Revival architecture, highly reminiscent of the medieval English style. Enjoy a little quiet and the beautiful vistas offered through its stained glass inside the church.

Other places to explore in Hobart

- ✓ Royal Tasmanian Botanical Gardens
- ✓ Museum of Old and New Art
- ✓ Maritime Museum of Tasmania
- ✓ Mawson's Hut Replica Museum
- ✓ The Cascade Brewery
- ✓ The State Cinema
- ✓ Tasmanian Museum and Art Gallery.

Darwin

About



State:
Northern Territory



Area:
3,163.8 km²



Established:
1869



Population:
147,000+



Climate:
Tropical




Living Cost:
Relatively Low

Monthly Cost of living



Rent:
\$600



Food:
\$500



Transport:
\$70



Utilities:
\$100



Others:
\$100



Total:
\$1370

Disclaimer: Prices are for a single student in shared living. Actual costs can vary.

Top 6

Reasons to Study in Darwin



With tropical climate, mining resources, highest employment rates and closeness to Asia, Darwin presents a very unique studying experience to overseas students.



Close to Asia

For many students who come from Asian countries, going back home is not only quicker but cheaper also. Darwin is Australia's gateway to Asia.



Absolutely beautiful

While studying in Darwin, you will be able to explore the stunning beauty of northern territory including Uluru, Kakadu National Park, Litchfield National Park and Nitmiluk National Park.



High Quality Education

Charles Darwin University, the only university in Darwin, is ranked among the top 2% of the world's universities. It offers specialised courses including indigenous culture and health.



Diversity

Darwin is home to 145,000 people from 60 different countries. Darwin city celebrates its diversity and cultural richness every year at the Darwin Waterfront Harmony Soiree event.



Tropical Climate

Darwin enjoys warm tropical weather all year round with an average temperature around 30s. It also has only two seasons, Dry (April - October) and Wet (November - March).



Employment Opportunities

Darwin has many internships, work placements, casual and part time employment opportunities for international students.

Fun Facts about Darwin



Darwin has been re-built 4 times since 1897, 1937, 1974 due to cyclones and second world war.



Darwin has been named after Charles Darwin even before he became famous for his theory of evolution.




More than 26% of people speak a language other than English at home.



Darwin also has the highest number of indigenous people living in the city, 9.7%, more than any other capital city.

UNIVERSITIES AND VOCATIONAL EDUCATION

Institution	Description
Charles Darwin University	<p>Darwin is the home to one and only university in the city - Charles Darwin University.</p> <p>Charles Darwin University (CDU) is known as one of the most research intensive universities in Australia. It is also known for its teaching and learning innovations. In 2018, it was ranked third for graduate employment and salary outcomes.</p> <p>CDU has three campuses in Darwin city itself. The university offers a range of programs like business, IT, education and law.</p>
TAFE and other education providers	<p>There is no government TAFE in Darwin, but there are many other private vocational education providers in the city providing a range of vocational programs to the international students. Charles Darwin University also provides various vocational programs, including hospitality and trades.</p>



TRANSPORT

The main mode of public transport in Darwin is buses. In order to use public transport, you will need to get a 'Tap and Ride' card. You can buy a card from the main bus terminals or in the bus itself (cash only).

As an overseas student in the Northern Territory, you will be eligible to get discounts on public transport as well and \$7 can give you unlimited rides per week. Make sure to tap on the card when boarding and tap off when getting off the bus.

Cycling is also a preferred way of travelling around the city among overseas students in Darwin. It's warm climate and excellent cycle paths makes the life of the bicycle rider easy.



Getting to the city from the airport

Darwin airport is located 8 km to the north of Darwin city centre, in the suburb named Eaton.

To reach the city centre from Darwin Airport, you can take a public transport bus, route 3A from the airport. It costs \$3 to travel to the city from the airport on this bus. But keep in mind that the bus stop is a 10-minute walk outside the terminal, and you will have to change the bus at Casuarina interchange to Bus Number 21. This whole journey can take around 1 hour.

If you are in a rush, then you might spend extra money in booking a shuttle or hiring a taxi or ride-sharing service like Uber etc.



KEY EVENTS DURING THE YEAR



April

Arafura Games

This is an inclusive sports event where the disabled and able-bodied athletes compete in the same program. It is held every two years in Darwin.



May

Garmalang Festival, Territory Taste Festival

Garmalang festival is an exclusive arts festival featuring the works of only indigenous artists and performers, organized and run by indigenous managers and administrators. Territory Taste Festival celebrates local produce, restaurants, and trade stalls.



July

Darwin Beer Can Regatta, Territory Day

Darwin Beer Can Regatta features fully functional vessels made out of cans, plastic bottles, and even milk cartons that compete against each other over at Mindil beach. Territory Day celebrates the local lifestyle, landscape, and people with a fireworks display at the end.



July

Darwin Festival, Darwin Aboriginal Art Fair

Darwin Festival showcases the multicultural aspects of Northern Territory over a period of 18 days with outdoor concerts, workshops, theatre, dance, and comedy routines.

The aboriginal art fair provides an opportunity to explore traditional fashion, dance, music, film, and workshops as well as purchase artwork directly from the indigenous owned community Art Centres.

FREE THINGS TO DO

in Darwin

East Point Reserve

If you're into military history, then Darwin would be one of the most fascinating places for you, especially East Point Reserve, which has a rich background as a strategic naval location for British and Australian allied forces during the second world war. You will find the Darwin Military museum here that details the history of the region. If history doesn't pique your interest, then you can still enjoy Darwin's most popular beach Fannie Bay or explore the wildlife that calls Darwin its home, including wallabies, bandicoots, and possums.



Museum and Art Gallery of the Northern Territory

Explore Darwin's own brand of culture in this museum where you can learn about a taxidermy crocodile named Sweetheart to Australia's biggest natural disaster, Cyclone Tracy, among other local artifacts and exhibitions.

Charles Darwin National Park

Not too far away from the city is this national park, which also doubled as a field of bunkers to store ammo during the second world war, one of which is now open to exhibition and details the history of the war in the Asia Pacific region.

Mindil Beach Markets

Considered one of the best evening events in Darwin, you won't find a dull moment at these local markets, from performance artists in the streets to a tequila sunset view in the horizon, operating every Sunday and Thursday.



George Brown Darwin Botanic Gardens

In the vicinity of Museum and Art Gallery and Mindil Beach, you will find these gardens with their exotic collection of plants from Northern Territory and tropical regions from around the world. If you're willing to spend a little, you can even do a segway tour here.

Other places to explore in Darwin

- ✓ Darwin Military Museum
- ✓ Crocodylus Park
- ✓ Crocosaurus Cove
- ✓ Aquascene Fish Feeding
- ✓ Darwin Wharf Precinct
- ✓ Lake Alexander

Newcastle

About



State:
New South Wales



Area:
261.8 km²



Established:
1804



Population:
540,000+



Climate:
Humid Subtropical




Living Cost:
Relatively Low

Monthly Cost of living



Rent:
\$600



Food:
\$500



Transport:
\$120



Utilities:
\$100



Others:
\$100

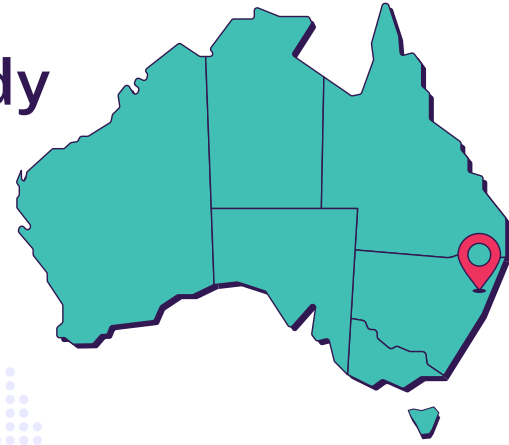


Total:
\$1420

Disclaimer: Prices are for a single student in shared living. Actual costs can vary.

Top 6

Reasons to Study in Newcastle



Newcastle is the second-largest city in New South Wales as well as the second-oldest city in Australia. The city has gone through a huge amount of urban renewal in the last few years and boasts all the things you would expect from a larger city but with significantly more affordable living costs, especially student accommodation.



Affordability

Student accommodation close to the main campus starts from only A\$90 per week for your own room, meaning that over the duration of a student's degree, they can save upwards of A\$30,000 in housing costs alone compared to other cities.



Jobs

It's a common misconception that jobs are hard to get in Newcastle. With only one university in a city larger than Canberra and the centre of Australia's largest regional economy, the fact is that employers are always keen to hire international students.



Campus Life

Campus life in The University of Newcastle is really amazing as it is set among 2 square kilometres of natural forest, making it one of the most unique campuses in Australia. The main campus is called Callaghan and is the second largest campus in Australia after Murdoch in Perth.



Graduate Salary

As per 2020 Graduate Outcomes Survey by Longitudinal, it was revealed that University of Newcastle has around 91% employment rate for both its undergraduate and postgraduate courses. It outperformed some of the other major universities in Australia.



High ranking and international reputation

The University of Newcastle is ranked 207th in the world by QS World Rankings, meaning that it is ranked higher than over 99% of the world's universities. Its best ranking is for Automation Control Engineering. At 8th in the world on the 2019 Shanghai Subject Rankings, it is higher than Harvard, Cambridge and Stanford.




Home to Australia's Best City Beach

Forget Bondi, Newcastle's Merewether Beach was voted 'Best City Beach in Australia' by Tourism Australia. It also has a bunch of other beaches including Nobby's Beach, Newcastle Beach and Redhead Beach all of which have the benefits of hardly ever being crowded.

Fun Facts about Newcastle



People from Newcastle are called 'Novocastrians'.



Newcastle is home to Australia's largest KFC, by size, located on Hunter Street.




There's a saying in Newcastle that 'everything is 20 minutes away' due to the lack of traffic jams experienced in other major cities.



A 40,000 ton container ship called Pasha Bulker washed up on Nobby's Beach during a severe storm in 2007.

UNIVERSITIES AND VOCATIONAL EDUCATION

Institution	Description
The University of Newcastle	<p>Originally part of the University of New South Wales, the University of Newcastle has been an independent public university since 1965. It's ranked in the top 0.8% of the world's universities by QS World Rankings 2020. It has two campuses in Newcastle, one on the NSW Central Coast as well as campuses in Sydney and Singapore.</p> <p>University has two campuses in Newcastle as well as one in the central coast.</p>
TAFE and other education providers	<p>TAFE campuses in Newcastle are named Hunter TAFE as Newcastle is the main city of the Hunter region. There are numerous campuses, including in the inner-city suburbs of Newcastle West, Tighes Hill and Hamilton. Students can study Certificates, Diplomas, Advanced Diplomas and even some bachelor degrees.</p> <p>Located just south of Newcastle in the Lake Macquarie region, Avondale University College was previously known as Avondale College of Higher Education. The institution offers a number of undergraduate and postgraduate degrees There are few other private education providers providing a range of courses to overseas students.</p>



TRANSPORT

Newcastle uses the NSW tap on/tap off Opal Card system, similar to the one used in Sydney.

Newcastle Interchange station runs regular trains to inner city suburbs, Lake Macquarie, the Central Coast, Maitland and Sydney. Newcastle also has a light rail network with a tram stop right outside the university's CBD campus.

In addition, there is a large network of bus routes, many of which go to the main Callaghan campus. The university provides a free bus for students to get between the CBD and Callaghan campus.

You can buy or rent bikes to get around Newcastle. You can even rent an electric bike from Bykko. There are plenty of taxi services available in Newcastle. Apart from taxis, ridesharing services like Uber and Didi are also available in Newcastle.



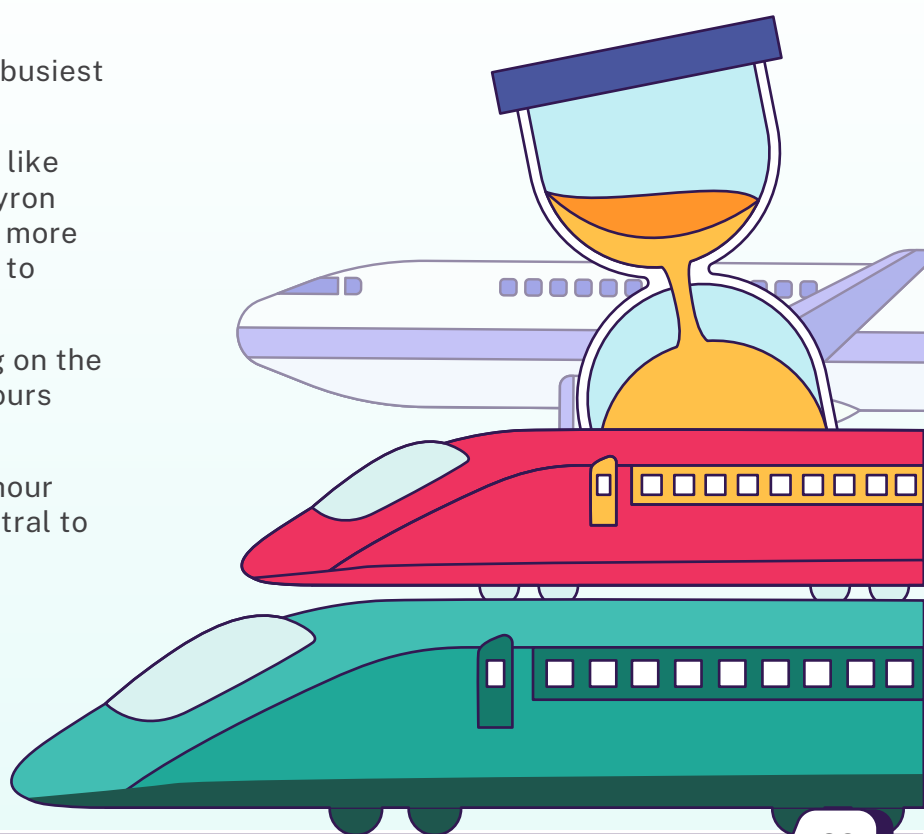
Getting to the city from the airport

Newcastle is home to the second-busiest airport in NSW.

So you can fly directly from cities like Brisbane, Melbourne, Canberra, Byron Bay, Albury, Dubbo, Auckland and more with new international links likely to come from 2021.

You can also reach here by driving on the Pacific Highway for a couple of hours from Sydney.

Another way is to hop on a three-hour scenic train ride from Sydney Central to Newcastle interchange station.



KEY EVENTS DURING THE YEAR



February Surfest

The biggest surf festival in the Southern Hemisphere.



May Lovedale Long Lunch, Hunter Valley

Chefs from vineyards across the Hunter Valley put on the most popular dining experience of the year!

September China Week

The university organises China week every year complete with a city parade.



November Newcastle 500 Supercars

The final event of the supercars season is in Newcastle in November each year. Part of the city centre is closed off for the event.

Various Music Festivals

Various music festivals are held in Newcastle. The most famous artists perform outdoor concerts in the Hunter Valley.



FREE THINGS TO DO IN

in Newcastle

Hang out at the beach

Novocastrians are spoiled for choice when it comes to beaches. The inner city Nobby's and Newcastle Beaches are popular for beach sports like volleyball while Merewether is popular with surfers and cafe dwellers. Further out from the city centre, Redhead Beach is a beautiful white sand beach without the crowds.



Blackbutt Nature Reserve

Your chance to see native animals like kangaroos, koalas, reptiles and wombats in a natural habitat. Entry is free.

Newcastle Museum

Learn about the history of Australia's second-oldest city, including pyrotechnical re-enactments of the former steel works of Newcastle.

Newcastle Ocean Baths or Merewether Ocean Baths

Newcastle has two full enclosed natural ocean swimming pools. Merewether Ocean Baths are the largest saltwater baths in the Southern Hemisphere.



Other places to explore in Newcastle

- ✓ Fort Scratchley
- ✓ Tree top adventure park
- ✓ Darby Street cafes
- ✓ Hunter Valley Gardens
- ✓ Port Stephens
- ✓ Glenrock Lagoon
- ✓ Nelson Bay

Geelong

About



State:
Victoria



Area:
1,329 km²



Established:
1837



Population:
269,000+



Climate:
Oceanic




Living Cost:
Relatively Low

Monthly Cost of living



Rent:
\$600



Food:
\$500



Transport:
\$100



Utilities:
\$100



Others:
\$100



Total:
\$1400

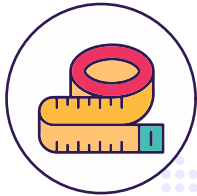
Disclaimer: Prices are for a single student in shared living. Actual costs can vary.

Top 6

Reasons to Study in Geelong



Victoria's second-largest city, Geelong, offers students a unique coastal lifestyle and education options with affordable cost of living.



Second-Largest City

Geelong is Victoria's second-largest city after Melbourne, so it has all the major amenities required in the city area.



Relaxed Lifestyle

Geelong is known for its coastal lifestyle and great culture, history and architecture.



Distance to Melbourne

It takes around an hour to reach Victoria's largest city, Melbourne by train or car.



Affordable

Compared to some major cities like Melbourne, Geelong is definitely a much affordable alternative due to its lower cost of living.



Regional Area

Although closer to Melbourne and decent size, Geelong is still considered as a regional town.



Closer to Victoria's best attractions

Great Ocean Road, Bell's Beach, Apollo Bay and Twelve Apostles are some attractions you can visit regularly from Geelong.

Fun Facts about Geelong



Geelong is Australia's first and only UNESCO City of Design due to creativity and innovation used for building more sustainable, resilient and inclusive communities.



Australia's favourite car type "Ute" was created in Ford Factory Geelong after a farmer's wife asked for a vehicle that families could use to go to church on Sunday and take the pigs to market on Monday.




People from Geelong were once known as "Pivotonians" due to Geelong's key role for shipping and as a rail hub in Victoria.



Geelong has the second-oldest Aussie Rules Football (AFL) club in the world, the

UNIVERSITIES AND VOCATIONAL EDUCATION

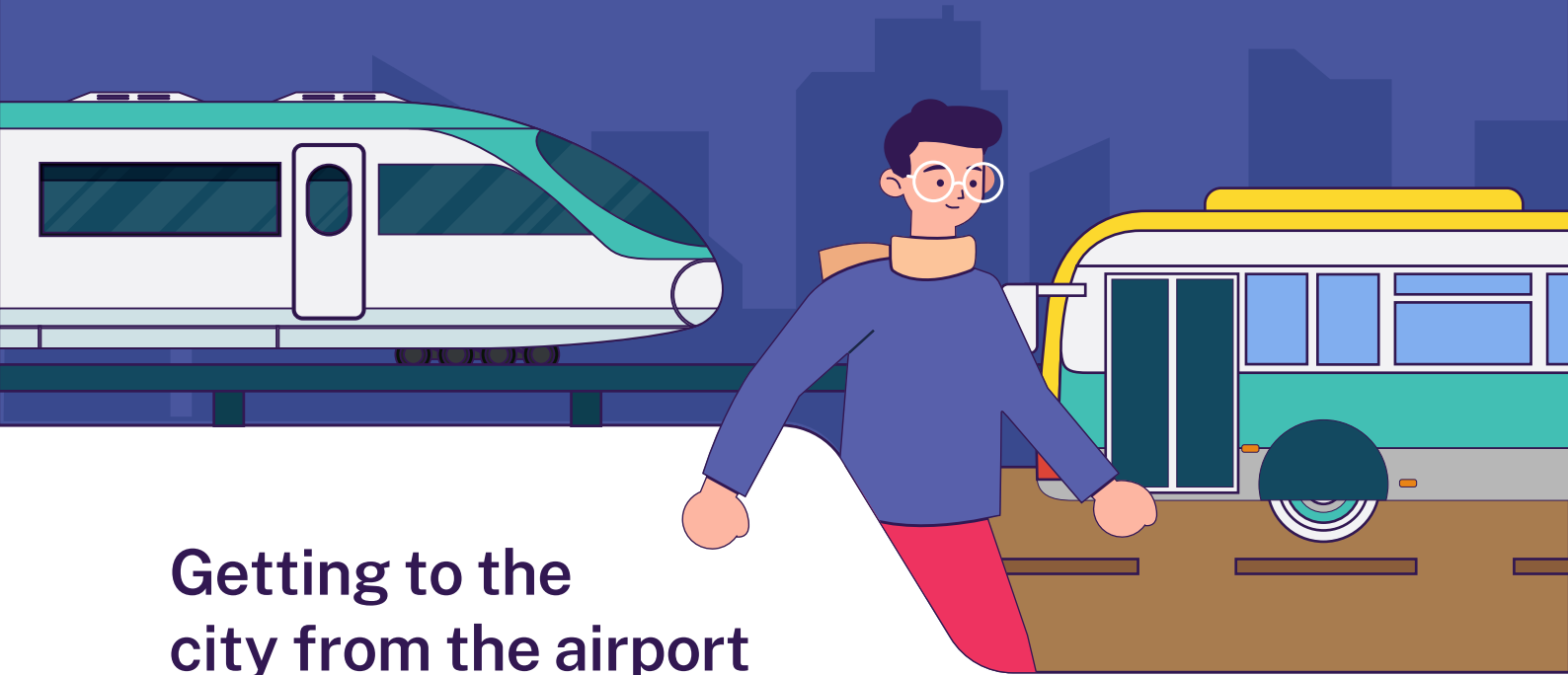
Institution	Description
Deakin University	Geelong is home to Deakin University. It has a campus in Geelong CBD with Waterfront Campus and Waurn Ponds Campus. Deakin University delivers various courses to both local and international students on these campuses. The university also has on-campus accommodation facilities for the students.
The Gordon Institute of Tafe	Gordon Tafe provides various vocational and skills-based training to the students. The Tafe has been known for delivering high quality education for over 130 years. There are a range of courses including certificates, diploma and advanced diploma courses.
Deakin College	Part of Deakin University, Deakin College offers two types of qualification, including Foundation courses and Diploma courses leading to degree programs.



TRANSPORT

Geelong's public transport network consists of trains and buses. If you want to travel within the Geelong area, then buses are your best bet. The trains are helpful if you are travelling to Melbourne etc.

To get around Geelong, you will be using the same ticket as Melbourne, which has a Myki card. There are plenty of bicycle lanes for those who prefer to cycle around. You can also hire a taxi or use the ride-sharing services to travel around.

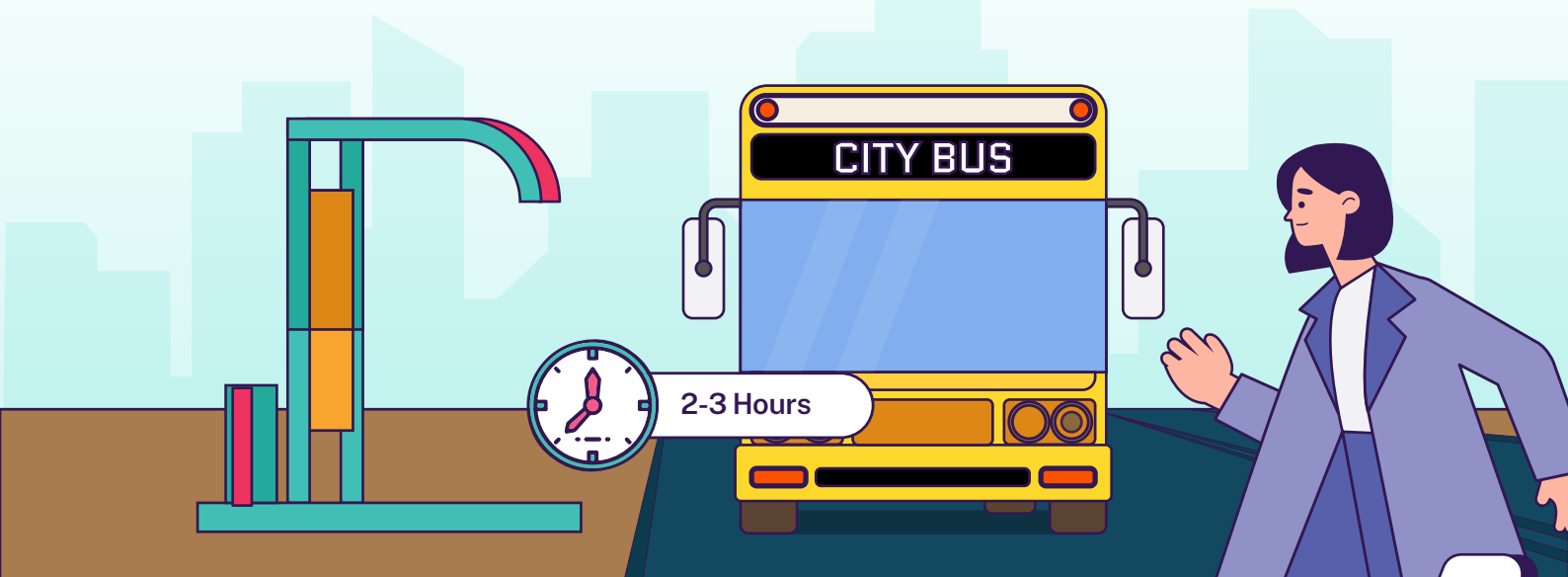


Getting to the city from the airport

The closest airport to Geelong is Avalon airport. But most international flights land in Melbourne (Tullamarine) Airport.

To get to Geelong, you can take a Skybus to the Melbourne city's Southern Cross station and then hop on a V-line train to Geelong. It can cost around \$30 to \$40 for the whole trip and can take 2 to 3 hours depending on the time of the day.

If you want to reach Geelong quickly, then catching a taxi or ride-sharing option might be your best bet, but it can cost you between \$100 to \$200.



KEY EVENTS DURING THE YEAR



January

New Year on the Waterfront

Watch Spectacular show of fireworks on Geelong's waterfront with huge crowds, food and entertainment.



January

Festival of Sails

See thrilling sailing actions, boat regattas and other water events on Geelong's waterfront during Australia Day's long weekend.

February

Pako Festa

This festival celebrates the dress, music, dance, language, art, and food of people from multicultural backgrounds.



February / March

Australian International Airshow

This yearly event showcases breathtaking flying stunts from various military and commercial aircraft.



October

Royal Geelong Show

This 150-year-old show features various exhibitions of animals, machinery, art, entertainment, food and

November

Toast to the Coast

Enjoy the best of wines and gourmet food from Victoria's finest regions with live entertainment.

FREE THINGS TO DO IN in Geelong



Wander around Geelong Waterfront

This is without a doubt Geelong's most magnificent part and most visited as well.



Take a dip in Eastern Beach

Especially during summer season, get a chance to dip in this beach. Winter might be too cold for it.



Stroll around Geelong Botanic Gardens

Geelong's Botanic garden is home to beautiful plants, old trees and well-maintained lawns.



Visit Geelong Gallery

Featuring over 6000 pieces of art, Geelong Gallery is a go-to place if you are an art-loving person.



Barwon River

Spot the Australian wild life, go fishing or just relax along the Barwon river.

Other places to explore in Geelong

- ✓ Adventure Park
- ✓ Johnstone Park
- ✓ Serendip Sanctuary
- ✓ Buckley Falls
- ✓ The Old Paper Mills
- ✓ Royal Geelong Yacht Club

Wollongong

About



State:
New South Wales



Area:
684 km²



Established:
1942



Population:
219,000+



Climate:
Climate




Living Cost:
Relatively Low

Monthly Cost of living



Rent:
\$600



Food:
\$500



Transport:
\$120



Utilities:
\$100



Others:
\$100



Total:
\$1420

Disclaimer: Prices are for a single student in shared living. Actual costs can vary.

Top 6

Reasons to Study in Wollongong



Wollongong is the third-largest city in New South Wales after Sydney and Newcastle, and offers an easy lifestyle with its beaches and cafés. This seaside region offers a scenic view of nature with a coastline that stretches across almost unbroken rain-forests in nearby Illawarra escarpment.



Natural surroundings

Wollongong is known for its natural surroundings, including wildlife, birds, plants and ocean. You will never miss a dose of nature next to you when living in Wollongong.



Cost of living

As a regional town, Wollongong is considerably cheaper than other major cities with lower accommodation and other costs of living.



World Class University

The University of Wollongong is a world-renowned university, especially for its research. The University of Wollongong often ranks among Australia's Top 10 universities.



Regional Area

Wollongong is the third-largest city and economy in New South Wales (after Sydney and Newcastle) but is still considered as a regional area.



Distance to Sydney

It just takes around 90 mins to reach Sydney from Wollongong by train or car. Many people travel to Sydney for work and leisure regularly from Wollongong.



Temperate Climate

One of the reasons to study in Wollongong is its sea climate, which features warm summers (not too hot) and mild winters (not too cold) with rainfall evenly spread throughout the year.

Fun Facts about Wollongong



In the Aboriginal language, Wollongong means the sound of the sea.




Wollongong is an old industrial city with an important iron and steel centre.



Wollongong is also known as "The Gong" among locals.

UNIVERSITIES AND VOCATIONAL EDUCATION

Institution	Description
University of Wollongong	<p>University of Wollongong is the premier university in the region and is also one of Australia's Top universities. The University of Wollongong is known for its research internationally.</p> <p>University offers more than 300 programs to study with a multicultural student cohort from more than 160 countries.</p> <p>University has a clear focus on innovation and entrepreneurship with healthcare also one of its key offerings with great training facilities.</p>
Tafe NSW	<p>Tafe NSW offer various vocational education training programs in their Wollongong campus. The campus is located in the city centre close to many amenities like shopping, eating and easy access to the University of Wollongong campus.</p> <p>Tafe NSW also has a partnership with the University of Wollongong which allows students to easily transfer to university courses for further studies.</p>



TRANSPORT

Wollongong's public transport is made up of trains and buses. Trains are a great way to travel around the Wollongong region and Sydney area.

There is a shuttle bus that offers free transfer from the city centre to Wollongong railway station, including stops at hospital, beach, university and Tafe campus. It runs at an interval of 10 to 20 mins during the day.

To get around Wollongong, you will be using the same ticketing system used in Sydney, that is the Opal card.

Wollongong is now among the 20 Bike cities around the world. So, if you like to peddle around, there are plenty of bicycle lanes for you to do so. You can also hire a taxi or use the ride-sharing services to travel around Wollongong.



Getting to the city from the airport


The closest airport to Wollongong is Shellharbour Airport. You can easily take a domestic flight from other major cities to arrive in Wollongong through this airport.

But most international flights in New South Wales land at Sydney international airport.

Although some people take flights to Canberra and then come from there to Wollongong as well.

Sydney is approximately 80 kms north of Wollongong city centre. The quickest way to reach Wollongong from Sydney airport is by catching a taxi or ride-share. But you can also take a train, bus or private coach to reach Wollongong.

Canberra is approximately 250 kms from Wollongong, and it takes around 3 hours to reach via taxi, ride-share or private coach. The University of Wollongong also offers a complimentary (Free) pick up from the Sydney International airport for students studying in the Wollongong campus for the first time. You



KEY EVENTS DURING THE YEAR



May Live Art Week

University of Wollongong organises this event to celebrate the art! It turns the university campus into a creative paradise with live installations across campus, plus interactive workshops and lots more.



September UCI Road World Championships

The UCI Road World Championships are the largest annual road cycling Championships organised by the UCI, and it includes road races, time trials, cultural events and other community activities.



Throughout the year Live Music

There are lots of live music events that you can enjoy during the year in Wollongong.



FREE THINGS TO DO in Wollongong




Sea Cliff Bridge

Located on the iconic Grand Pacific Drive, this is one of the places you must have on your travel bucket list. Even if you are not studying in Wollongong.




Nan Tien Temple

This serene temple is a work of art with beautiful gardens all around and a temple on the third floor. A place to relax for sure.



Botanic Garden

Explore Wollongong's Botanic garden with its exotic flora and fauna. You can literally spend hours roaming around this garden.



North Wollongong Beach

Right in the middle of the city center you can enjoy hanging out at the beach. You can even take some surf lessons on the beach.



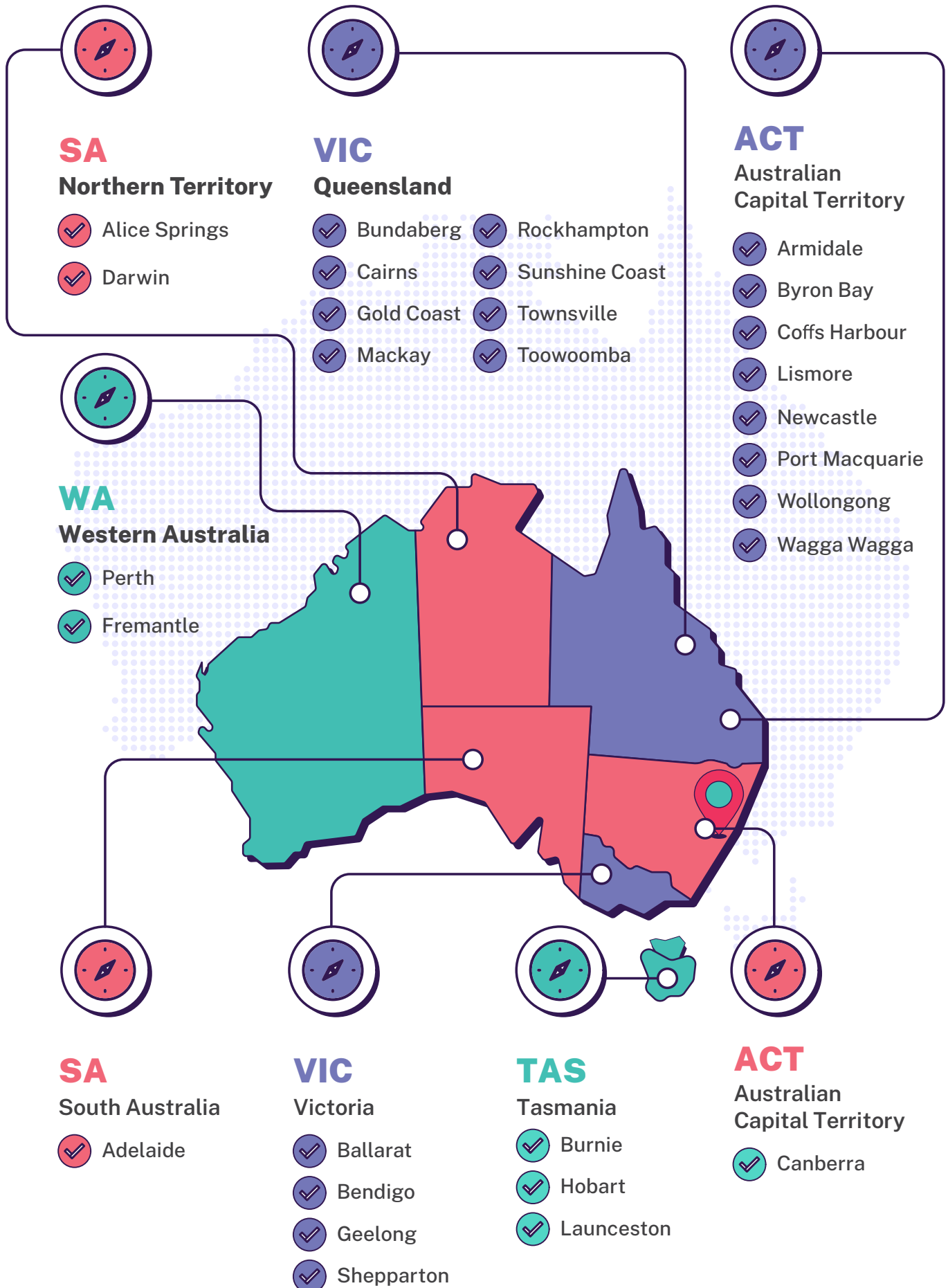
Wollongong Head Lighthouse

You can see the amazing view of the city from his lighthouse and if you are an early morning person, then you can see the sunrise from here.

Other places to explore in Wollongong

- ✓ Port Kembla Beach
- ✓ Jembaroo Action Park
- ✓ Symbio Wildlife Park
- ✓ Science Centre and Planetarium
- ✓ Illawarra Tree Top Walk
- ✓ Eat Street markets

KEY REGIONAL AREAS



EDUCATION SYSTEM



Primary Education

From 2 years old to 12 years old
Kindergarten to Year 6



Kindergarten and Early childhood is a one to two year program which helps young age kids to learn before they go to school.

Primary education begins at the age of 6 years old, and it is compulsory to attend for everyone. The government sets the curriculum for primary



Secondary/ Senior Secondary Education

Year 7 to Year 12
12 years old to 17 years old



After primary education, students will need to attend secondary education till the age of 16 to 17 years old. All the curriculum is given by the government, but the curriculum does provide flexibility in regards to the syllabus being covered.

After completing senior secondary some students will continue to study in university while many may decide to do vocational programs.



Vocational Education and Training (VET)

16+ years

Certificate I to IV - 3 months to 12 months
Diploma - 6 months to 18 months

- Certificate I
- Certificate II
- Certificate III
- Certificate IV
- Diploma
- Advanced
- Diploma

Australian vocational and education programs provide a pathway to a university or directly to the workforce. Vet provides hands-on training to the students. Students can do these programs through Technical and Further Education (TAFE) or private education providers.

EDUCATION SYSTEM



Higher Education


Undergraduate (Bachelor Degrees)

 3 to 4 years

Postgraduate (Masters Degree)

 1 to 2 years

Doctoral (PhD Degree)

 3 to 4 years


- University is the highest level of education in Australia.
- Universities usually offer various programs that provide professional knowledge to the students.
- Before getting an admission in university, international students need to meet minimum entry requirements like English language test and completion of previous education levels.



Pathway Programs

Foundation Courses

16+ years

 1 year

Those international students who can't get university directly for not meeting the minimum academic requirements of the university will need to attend Pathway Programs also known as Foundation Courses.

After successfully completing the foundation courses, most of the students get entry into the university.

EDUCATION SYSTEM



English Programs

- General English
- English for Academic Purposes (EAP)
- English for Specific Purposes (ESP)
- Exam Preparation For IELTS, Cambridge Certification, etc
- Study Tours

4 weeks to 72 weeks



4 weeks to 72 weeks

If the student's English is limited, then they could be advised to take an English course before the start of the formal study. This course is also known as ELICOS (English Language Intensive Courses for Overseas Students).

These courses help students to improve skills in reading, writing, speaking



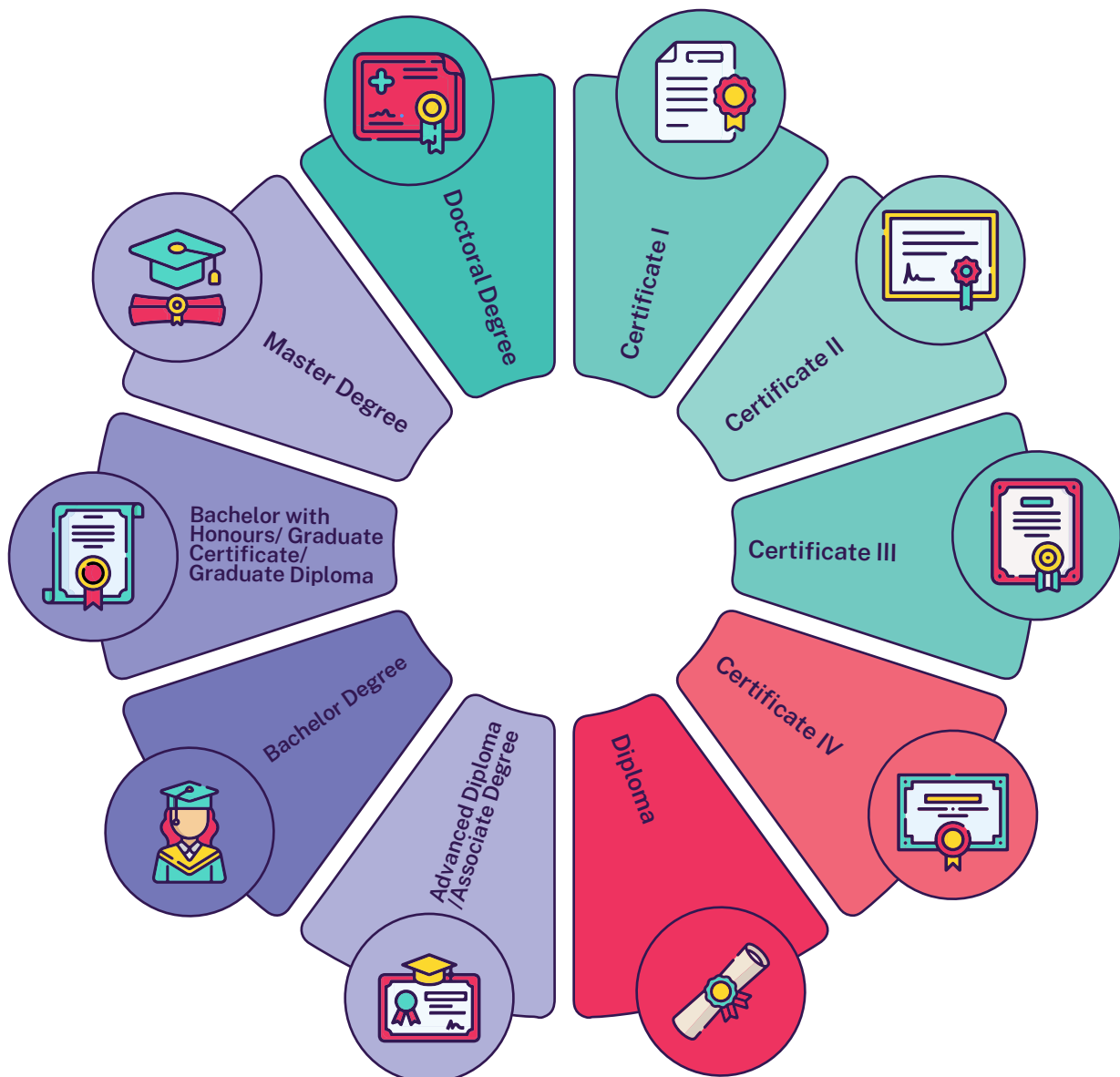
AUSTRALIAN QUALIFICATIONS FRAMEWORK

Australian Qualifications Framework (AQF) is a policy that was designed in 1995 for regulated qualifications in the Australian education and training industry.

The purpose of AQF is to define the level of each qualification delivered in Australia and create a national standardised system where students have a clear pathway to follow as one qualification level leads to the next level.

Regardless of which college, TAFE or university students choose in Australia, there will be no difference between the education levels and the qualification titles. All students completing nationally recognised qualification must have a Unique Student Identifier (USI).

The 10 levels of the Australian Qualifications Framework are:



CHOOSING THE RIGHT OPTIONS

How to choose a course to study in Australia?

Choosing the right university course can be a daunting task, especially if you are new to the Australian education system. There are more than 25,000 courses on offer for international students to study in Australia. Which one should you choose?



Recognise Your Motivation For Studying

The first important thing you should do while selecting your degree is to consider why you wish to study in Australia.

Is it to broaden your skill set or are you more focused on travel or living and experiencing Australia's multicultural society?.



Know The Industry

Focus on picking an industry-specific education that will enable you to give a career path to your target destination after you understand the industry.



Course Rankings

You should not only look at university rankings when choosing the course but rather you should also look at the specific course rankings as well.



Research About The Course Details

Research about the course structure. How is the course delivered? What is involved in the course? How is the course delivered? What's the mix of theory and practical elements involved in the course? What is the course outcome?.



Undertake A Dual Degree

Dual degree means that you will get 2 degrees instead of 1, and you can complete them in less time, which means saving money and

CHOOSING THE RIGHT OPTIONS



Pick A Generalist Degree

A generalist degree allows you to study a range of areas and does not focus on one single subject or field.



Consider Studying Vocational Courses Before University

If you are unsure, choosing a vocational course might be a smart choice before doing a degree program at the university.



Don't Limit Your Options

Sometimes, your preferred university might not have your preferred course on offer. In that case, you don't need to limit yourself to that university only.



Check The Entry Requirements For The Course

Checking the entry requirements for the course can also help you narrow down the choices for the course selection.



Course Fee

It is important to find out what the course fee is before you decide to study any course. Some courses, especially medicine and law courses, can be expensive to study in Australia.



Study What You Love (And Not What You Don't)

This is one of the most common factors and one of the most important ones as you need to choose a course based on your liking and interest. You should not be choosing a course just to fulfil someone's else's expectations.

Choosing the Right Options

HOW TO CHOOSE A UNIVERSITY TO STUDY IN AUSTRALIA?

There are more than 40 universities offering thousands of courses to international students studying in Australia

The question is which one is the right one for you?



University Rankings

It's usual for anyone to look at a university's ranking first when choosing to study abroad and that's perfectly okay.



Graduate Outcomes

Australia's QILT program uses government-endorsed surveys to collect data on graduation outcomes, student satisfaction, and employer outcomes in a transparent and understandable way.



University Network

You can check which university network your preferred university belongs to. In Australia, there are 3 main types of university networks. These are:

- Innovative Research Universities,
- Australian Technology Network, and
- Go8 Universities.



Entry requirements

It is important to understand that the entry requirements not only vary from institute to institute but also with the level of education.



Availability of the Course

Certain courses are available only in specific universities, so you will be limited to choice of university due to that reason.



Location of the University

Choosing a university in a smaller city or a regional area may mean fewer travel expenses, less money spent on housing, and less money spent on personal expenses. While studying in larger cities means better amenities, infrastructure and job opportunities as well.



Your Budget (Cost)

As much as we all want to study in the top universities, we will be limited to fewer options due to our budget constraints and tuition fees.



Availability of Industry Experience Opportunities

One of the key factors when deciding the right university is to look at what industry experience opportunities are available at the university for international



Understand The Campus Culture

Every university in Australia has its distinct personality and culture that is a direct result of the individuals that attend it as well as its history and traditions of the university.

Choosing the Right Options

HOW TO CHOOSE A CITY TO STUDY IN AUSTRALIA?

Here are some factors you need to consider before choosing a city to study in Australia.



Course availability

If you want to do a specific course, you need to find out if that course is available in the city you're planning to study or not.



Employment opportunities

You should do research on different job websites to see what sort of and how many jobs are available in the city that you're planning to study.



Cost of living

The cost of living varies by the city you are planning to study in. Some smaller cities like Hobart, Newcastle, Canberra are cheaper than other major



Lifestyle

As an individual, everyone has different lifestyle preferences. Larger cities would usually have more amenities, more options for shopping and eating outlets than regional towns and smaller cities.



Friend or family

If you already have a family or friend who's living in Australia, then coming to that city might make more sense to you as you have someone who can guide you better.



Safety

Generally speaking, Australia is a pretty safe country and it ranks among some of the most safe countries around the world. Obviously, each city is different and there are pockets of areas that you should avoid in each city, so doing a quick research for this might help.



Weather

Do some research about the weather in the city that you're planning to study in and whether that meets your preference or not.



Migration opportunities

Did you know that studying in specific cities in Australia gives you some additional points for your migration purposes like additional time for post-study work visa etc. Your primary goal is to study, but if you choose a city that might give you additional migration benefits, then choosing that city might make sense for you.

POPULAR STUDY PROGRAMS

List of popular study programs in Australia
for international students.



IT and Computing



Nursing



Aged Care



Engineering



Social Work



Hospitality



Education



Automotive



Finance and accounting



ACADEMIC ENTRY REQUIREMENTS FOR STUDYING IN AUSTRALIA

Qualification	Entry Requirements
Vocational Education Programs	<ul style="list-style-type: none"> ● Age requirement: 16 years or above. ● Previous Education: Completed senior secondary school equivalent to Australian Year 12 certificate. ● Minimum Scores in English Test: As outlined in the English Proficiency Requirements Table. Or might have to attend English courses like ELICOS for specific timeframes. ● Work Experience: In some courses, previous work experience might be required. ● Portfolio: A portfolio might be required for admission to courses like painting and design.
Bachelor Degree Programs	<ul style="list-style-type: none"> ● Age requirement: 17 years or above ● Previous Education: Completed senior secondary school equivalent to Australian Year 12 certificate. ● Minimum Scores in English Test: As outlined in the English Proficiency Requirements Table. Or might have to attend English courses like ELICOS for specific timeframes. ● Work Experience: In some courses, previous work experience might be required.
Masters Degree Program	<ul style="list-style-type: none"> ● Previous Education: Completed undergraduate degree equivalent to Australian Bachelor's Degree. ● Minimum Scores in English Test: As outlined in the English Proficiency Requirements Table. ● Work Experience: In some courses, previous work experience might be required. ● Entrance Exams: Some courses might require students to sit an entrance exam like GMAT etc. ● Interviews: Some universities might conduct interviews with potential students.
PhD Program	<ul style="list-style-type: none"> ● Previous Education: A Bachelor's and a Master's degree in the relevant field of study. ● Minimum Scores in English Test: As outlined in the English Proficiency Requirements Table. ● Prior Research Experience: Evidence of your prior research experience certified from your previous university or universities. ● Approved EOI: Approved expression of interest of your research proposal from academic supervisor. ● References: References from the academic or professional world. ● Interviews: Universities might conduct interviews with potential candidates.

ENGLISH PROFICIENCY REQUIREMENTS

Important Note: This is a general guide only and each institution may have their own specific English proficiency requirements for different qualifications in Australia.

English	Vocational	Bachelor	Master's	PhD Programs
Proficiency Tests	Education Programs (e.g. Certificates, Diplomas, Advanced Diplomas)	Degree Programs	Degree Programs	
IELTS (Academic)	Overall score: 5.5 Each module: No less than 5.0	Overall score: 6.0 – 6.5 Each module: No less than 6.0	Overall score: 6.0 – 6.5 Each module: No less than 6.0	Overall score: 6.0 – 6.5 Each module: No less than 6.0
TOEFL (Internet based)	Overall score: At least 55	Overall score: At least 67 – 79	Overall score: At least 79	Overall score: At least 79
TOEFL (Paper based)	Overall score: 527	Overall score: 550	Overall score: 575	Overall score: 575
Pearson Test of English (PTE)	Overall score: 42 - 49 Each module: No less than 40	Overall score: 50 - 58 Each module: No less than 50	Overall score: 58 - 64 Each module: No less than 50	Overall score: 58 - 64 Each module: No less than 50
C1 Advanced/ C2 Proficiency (previously known as CAE/CPE)	Overall score: 162 Each module: No less than 154	Overall score: 169 - 177 Each module: No less than 169	Overall score: 177 Each module: No less than 169	Overall score: 177 Each module: No less than 169

GTE STATEMENT

What is a GTE Statement?

GTE stands for Genuine Temporary Entrant. GTE is a statement or a letter of your genuine intentions to study in Australia. This means that you have no purpose other than to study and get a quality education in Australia.

The Department of Home Affairs will assess your GTE statement to see if you are genuinely coming to study and have no other intentions to stay in Australia.



About



How long should this statement be?

From November 2022, the Department of Home Affairs has provided clear guidelines that GTE statement should not be more than 300 words long with a maximum of 2,000 characters.

Previously, the department had a 2,000-character limit when completing your GTE statement online. But there was no maximum word limit.

So, students will need to make sure that they address the points mentioned above as briefly as possible and provide only relevant information.

What should be included in the GTE statement?

GTE is a personal statement, and it varies from one person to another as the circumstances of each individual are different.

There is no specific structure for writing this statement. You can choose to write it the way it suits you best.

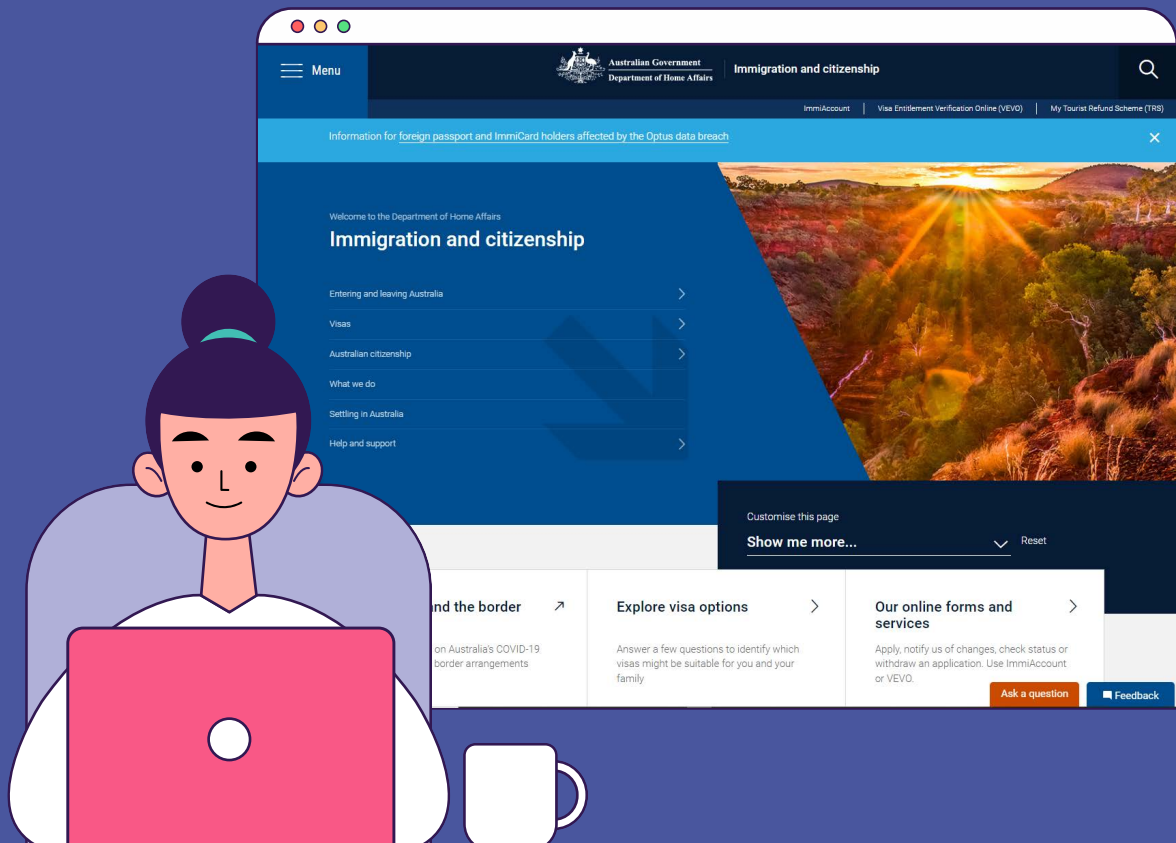
But let's see some of the things you might include in the GTE statement:



- ✔ Your introduction, family information and current qualifications.
- ✔ Why are you planning to study the course you are planning to study?
- ✔ What do you know about the course and the education provider?
- ✔ What value does that course bring to your career and future? (e.g. expected salary and benefits in your home country).
- ✔ Why are you not doing the same course in your home country or other country?
- ✔ Why are you choosing to study in Australia?
- ✔ How are you going to fund your studies in Australia?
- ✔ What are your possible living arrangements in Australia? (e.g. do you have relatives or family who you might stay with).
- ✔ If you had any previous visa applications, refusals, cancellations for Australia or other countries?
- ✔ What are your plans when returning home after completing studies in Australia?

Please note that the Department of Home Affairs lists many points that they use to assess your GTE statement. For more details, check:

<https://immi.homeaffairs.gov.au/visas/getting-a-visa/visa-listing/student-500/genuine-temporary-entrant>



WHAT EVIDENCE SHOULD BE ATTACHED WITH THE GTE STATEMENT?

Some of the documents you could submit along with your GTE letter for an Australian student visa include:



Academic transcripts



Certificate of attainment



Bank Statements



Any documents related to your assets



Explanations of any gaps in your studies



Any Job Offer Letter



Tax Returns



Reference letters and a payslip from the employe



Business plans



Other relevant documents as per your personal circumstances







STUDENTS VISA TYPES

Types of Visa you can apply

There are a few visa options for students who want to study in Australia. Each of the visa options has different requirements for when you are studying here. Make sure to comply with your visa requirements at all times.

All student visa applications, whether made directly by the student or an education agent must be lodged online by creating an immi account on the immigration website.

The table below will help you decide the right visa for your study in Australia. Please note that the costs of each visa usually change every year in July.

Visa Type	Visa Subclass	Who should apply this visa?	Costs	Stay in Australia	Can I work with this visa?
Student Visa	(Subclass 500)	If you are planning to study long term in Australia	From \$650	Up to 5 years	
Student Guardian	(Subclass 590)	If you are planning to provide care to student under 18 years	From \$650	Depends on the student visa holder's visa and age	
Training Visa	(Subclass 407)	If you are planning to take part in the structured workplace based training	From \$325	Up to 2 years	
Temporary Graduate	(Subclass 485)	If you have finished your study and planning to work in Australia	From \$1730	From 18 months to 4 years	
Visitor Visa	(Subclass 600)	If you are planning for short term study	From \$150	Up to 12 months	
Working Holiday Visa	(Subclass 417 and 462)	If you are planning to holiday, work and short term study in Australia (Conditions apply)	From \$510	Up to 12 months	

For up to date information head to Department of Home Affairs website at

<https://immi.homeaffairs.gov.au>

APPLICATION PROCESS FOR STUDYING IN AUSTRALIA

#1



Choose the course and your institution

#2



Check visa and institution requirements

#3



Plan your budget for tuition fee and cost of living

#4



Apply for the course directly or via an agent

#5



Receive your letter of offer

#6



Accept the offer and pay the fees

#7



Receive Confirmation of Enrolment (eCOE)

#8



Prepare your visa documents

#9



Apply for a student visa

#10



Get approval for student visa

SCHOLARSHIPS

Overseas Students can apply for various scholarships to study in Australia. These scholarships are provided by Australian government, education providers and other public and private entities.

Australian Government Scholarships

Australia Awards

Australia Awards is an Australian Government's prestigious scholarship offered to students from over 55 developing nations to study in Australia. This scholarship covers not only tuition fees but airfares, living costs, oshc and provides students stipends also.

■ Check more information at [Australiaawards.gov.au](https://australiaawards.gov.au)

Destination Australia

The aim of this scholarship is to attract and support local and international students to the regional areas in Australia. There will be 1000 scholarships worth \$15,000 each year and students can study from Certificate IV level and above. You will need to apply for this scholarship directly to the eligible institutions.

■ Check more information at education.gov.au/destination-australia

Australian Government Research Training Programs (RTP)

This scholarship provides stipends and covers the tuition fee for the students who are planning to undertake a Master's or Doctorate Degree by research. You will need to apply for this scholarship directly to the participating institutions. For more details visit:

■ Check more information at education.gov.au/research-training-program

Education Provider Scholarships

Most of the Australian education providers have scholarships available for overseas students in Australia. You will need to confirm and apply for that when you are applying for your course. Usually, the scholarships are given on academic merits so having good marks in your previous study helps.



Check popular fully funded scholarships here:

<https://overseasstudentsaustralia.com/fully-funded-scholarships-in-australia/>

Public and Private Entities Scholarships

You should check with various public and private organisations that provide scholarships to overseas students. First point of research should be your own home country government as they may have assistance or scholarships available for the students. For example, eligible students from Indonesia can apply for the BPI (LDPD) scholarship program.

SCHOLARSHIPS

TIPS TO APPLY FOR SCHOLARSHIPS IN AUSTRALIA

#1 Research thoroughly

- Go to your preferred university website and look at the scholarship tab for international students. Filter out any irrelevant ones and choose the relevant ones for you.
- Make sure that you are eligible to apply and list them down.

#2 Ask your education agent or councillor

- Good education agents will help to find the right scholarship for you.
- Sometimes education agents might have special offers from the universities that are not on the university website.

#3 Focus on your studies

- Lots of scholarships are awarded based on the academic merits.
- So it is important to do well in your studies.
- Don't lose focus especially if you know you might be studying abroad in few months time.

#4 Work on other co-curricular activities and skills

- While most scholarships are awarded on academic merit, some also consider other elements like your sports participation, leadership skills, entrepreneurship skills and volunteering and helping the community.
- Don't underestimate these skills, so participate in student unions and clubs and improve these skills.

#5 Provide an excellent scholarship application and statement

- Most high-end scholarships will have a strict eligibility criteria.
- Make sure you read that criteria properly.
- Most of these scholarship applications will require applicants to submit some sort of application form and a statement.
- Make sure to complete all parts of these scholarship application forms.
- Try to keep your statement short and sweet.
- Make sure to address the selection criteria.
- Wherever possible, give real life examples.
- In case you have an option to submit a written or a video statement, always choose a video statement as it helps to show your real personality

#6 Don't miss the deadlines

- Many scholarships are time sensitive, meaning you have to apply within the specific time frames.
- You might need to be quick in preparing your application and submitting before the deadlines as some scholarships are very competitive and won't have extensions available.

STUDENT VISA APPLICATION



STUDENT VISA ELIGIBILITY CHECKLIST



Personal Documents

You must have all the documents to apply for a student visa which includes birth Certificate, Passport, National Identity Card, CV (Resume) etc.



Enrollment in a registered training course

You need to enrol in a course of study which is registered on the Commonwealth Register of Institutions and Courses for Overseas Students (CRICOS).



Health Requirements

You must undergo or be ready to undergo a health examination for the student visa.



Character Requirements

You must be able to provide a police clearance certificate for assessing your character.



English Proficiency

You must provide evidence of your English proficiency by undertaking an English test (IELTS or PTE or TOEFL or OET or C1).



Financial Capacity

You must have evidence of enough funds to cover your airfares, course fees, insurance and living costs.



Genuine Temporary Entrant

You must provide a personal statement that you are genuinely intending to study and improve your skills and knowledge. And not using a student visa as a way to stay in Australia.



Welfare Arrangement for Under 18s

If you are under 18, then there must be evidence for a welfare arrangement including accommodation etc. in Australia.



Overseas Students Health Cover

You must organise an appropriate Overseas Students Health Cover (OSHC) while studying in Australia.



Arrangements for Accompanying Family Members

If you are bringing family members on your student visa, then you must have enough funds to support their living as well.

●●● Student Visa (Subclass 500) Visa Conditions

- ✓ You can work up to 40 hours per fortnight when your course is in session and unlimited hours during official school holidays. A fortnight is a 14-day period starting on Monday.
- ✓ You must not start working until the course of study commences.
- ✓ You must remain enrolled in a registered full-time course.
- ✓ You must maintain adequate arrangements for health insurance (OSHC) during your stay in Australia.
- ✓ You must inform your education provider about your address where you live in Australia within 7 days of arriving in Australia, including any change in address.
- ✓ You must maintain satisfactory attendance in your course and course progress for each study period as required by your education provider.
- ✓ You must not involve yourself in any activity that is disruptive or threatening to the Australian community.
- ✓ You must continue to satisfy the criteria requirements of the grant of the visa, including your financial capacity.
- ✓ You must not change your course of study, thesis or research topic without the approval of the Minister.

Temporary relaxation of working hours

Please note that due to labour shortages, the Australian government has temporarily removed the 40 hours per fortnight work limit. Students can work unlimited hours until 30th June 2023. After this the normal work hours restrictions will come back.



VARIOUS COSTS

When it comes to cost of studying in Australia, you should consider **three main costs**:



Tuition Fee

Will vary based on qualification and institution



Accommodation Costs

Will vary based on different accommodation option



Other Living Expenses

Will vary based on city and lifestyle

Education costs

School	\$7,800 to \$30,000
English Language Studies	Approx \$300 per week depending on course length
Vocational Education and Training (Certificates I-IV, Diploma and Advanced Diploma)	\$4,000 to \$22,000
Foundation Courses	\$15,000 to \$39,000
Undergraduate Bachelor Degree	\$20,000 to \$45,000
Postgraduate Masters Degree	\$22,000 to \$50,000
Doctoral Degree	\$18,000 to \$42,000

Minimum cost of living

In order to get an Australian student visa, you must meet the financial requirements as set by The Department of Home Affairs. From October 2019, the 12-month living cost for the student visa is:

You - \$21,041
Partner or spouse - \$7,362
Child - \$3,152
School age children - \$8,296 (for school fee)



VARIOUS COSTS

Living Costs

Accommodation

Hostels and Guesthouses	\$90 - \$150 per week
Shared Rental	\$95 - \$215 per week
On campus	\$110 - \$280 per week
Homestay	\$235 - \$325 per week
Rental	\$185 - \$440 per week
Students Apartments	\$250 - \$450 per week
Boarding Schools	\$11,000 - \$22,000 per year

Living Costs

Groceries and Eating Out	\$140 to \$280 per week
Gas, Electricity	\$10 to \$20 per week
Phone and Internet	\$15 to \$30 per week
Public Transport	\$30 to \$60 per week
Car (after purchase)	\$150 to \$260 per week
Entertainment	\$80 to \$150 per week

Source: Study in Australia - www.studyinaustralia.gov.au

Costs may vary based on the course, city and lifestyle you choose


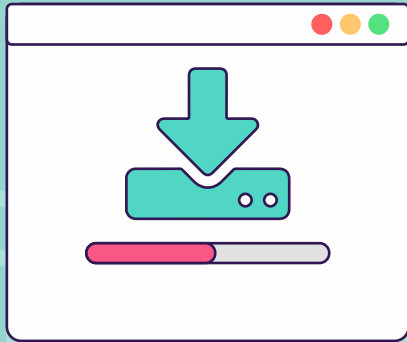
TOTAL ESTIMATED COST OF STUDYING IN AUSTRALIA

Passport Fee	\$30	Medical	\$200
English Test	\$300	Visa Application Fee	\$650
English Preparation	\$300 /month	Flights	\$1000 (one way)
Total Course Fee	\$76,000	Packing	\$1000
		OSHC	\$850
		Airport Pick-up	\$50
		Cost of living	\$36,000 /2yr
		Total	\$116,630



Please note this is a quick illustrative example. Your cost of studies in Australia will vary depending upon the country you are applying from, the course you choose, university or institution you choose and the city you choose to study in Australia.

The amount is expressed in Australian Dollars (AUD). Use a tool like [xe.com](https://www.xe.com) to convert it into your currency.



BEFORE YOU LEAVE

02

- Things to plan
- Packing Checklist
- Document Checklist
- Planning for arrival
- Accommodation
- Learning Australian
- Apps to download

THINGS TO PLAN FOR BEFORE LEAVING YOUR HOME COUNTRY



Passport and Visa

Make sure that your passport is valid for at least 6 months prior to your entry arrival in Australia, and that you have all your visa documentation.



Contact Details

You may want to have a list of emergency contact details for family, as well as your embassy, accommodation and institution details.



Student Enrolment and Other Documents

You will need your electronic Confirmation of Enrolment (eCoE) and other documents, which you would have received from your institution.



Custom, quarantine and COVID specific information

Understand the Australian custom standards, any quarantine requirements and COVID specific requirements.



Overseas Student Health Cover (OSHC)

It is a legal requirement for entry to Australia on a student visa, so make sure you have your health cover policy arranged before you leave home.



Airport Transfer

Make sure to arrange your airport transfers before leaving your home country. Confirm with your institution if they offer pick up from the airport.



Travel Insurance

We recommend you to get a travel insurance, which covers things your OSHC may not – such as cancelled flights, lost documents, dental or optical care, etc.



Accommodation details

Make sure you have the address of where you will be staying as well as their phone number and payment confirmation.



Airfares

Check the date and time of your flight. Keep your flight details in a safe and secure place along with your passport and visa.



Australian currency

It is recommended to have some Australian currency on you prior to leaving your home country.



COMPREHENSIVE PACKING CHECKLIST

Carry-on Luggage

- ✓ Documents (air tickets, certificates, etc.)
- ✓ Passport
- ✓ Laptop
- ✓ Camera
- ✓ Travel Adapter
- ✓ Chargers
- ✓ Memory Card
- ✓ Powerbank
- ✓ Headphone
- ✓ Spectacles
- ✓ Personal toiletries (less than 100 ml)
- ✓ Pair of clothes
- ✓ Pair of socks and undergarments

Checked-in luggage

- ✓ Undergarments
- ✓ Shirts
- ✓ T-shirts
- ✓ Pants
- ✓ Sweaters
- ✓ Hoodies
- ✓ Jackets
- ✓ Formal Dress or Suit
- ✓ Raincoat
- ✓ Traditional home country dress
- ✓ Swimwear
- ✓ Sleepwear
- ✓ Shoes - Casual & Formal
- ✓ Medicines with prescriptions
- ✓ Feminine hygiene products
- ✓ Towels, Handkerchief
- ✓ Basic Toiletries
- ✓ Snacks
- ✓ Backpack
- ✓ Accessories
- ✓ Stationery
- ✓ Basic Kitchenware
- ✓ Bedsheets & Pillow covers
- ✓ Scarf, Beanie
- ✓ Gloves

Read comprehensive packing guide here:

<https://overseasstudentsaustralia.com/packing-list-for-international-students-australia/>



DOCUMENT CHECKLIST

List of documents you should consider bringing along with you when planning to come to Australia for studies. We suggest you print at least 2 copies of each of the documents and scan them for saving in the cloud storage.

- ✓ Valid passport
- ✓ Airline documents (eg tickets, boarding passes)
- ✓ Accommodation booking confirmation
- ✓ Student visa copy
- ✓ Academic transcripts and certificates
- ✓ English Language Test Certificate (e.g. IELTS, PTE)
- ✓ Confirmation of Enrolment (eCOE) issued by your institute
- ✓ Driver's license
- ✓ Medical records and/or prescriptions
- ✓ OSHC (Overseas Student Health Cover) policy
- ✓ Other personal identification documents (e.g. birth certificate, ID card)
- ✓ Receipts of payments (e.g. tuition fees, OSHC, currency exchange)
- ✓ Work-related certificates
- ✓ Short course certificates



PLANNING FOR ARRIVAL

Can you bring it to Australia?

Most airlines have a standard baggage requirement of 23 kg luggage and 7 kg of handbag. But some airlines allow for extra luggage if you are a student. But it is better to ask your airline booking agent or check the terms and conditions of the airlines yourself.

Australian border protection and biosecurity authorities are very strict in regard to what you can bring and what you can't. So make sure not to bring any item that is not allowed in Australia to avoid penalties.

It is illegal to carry drugs including marijuana, cannabis, heroin, cocaine and amphetamines in and out of Australia. Also, do not bring any food, fresh fruit and vegetables, meat, poultry, pork, eggs, dairy products, live plants or seeds as they might pose a threat to local agriculture and farms.

Before your flight lands in Australia, you will need to complete an Incoming Passenger Card which will require you to declare the items you are bringing in your baggage. If you are unsure about certain items, it is a good idea to declare them. If you don't tell the truth you may face serious penalties.

Why do I need to declare it?

Australia has a unique environment including some of its landscape, animals, birds and its agriculture produce. And to protect them from any unwanted diseases and pests, Australia has very strict biosecurity laws in place for importing any products.

Make sure to read the step-by-step guide on what to do when you arrive in an Australian airport for the first time on our website.

Your baggage can be assessed by a biosecurity officer, x-ray or a detector dog even if you have nothing to declare. If you are carrying items that are prohibited in Australia and you have not declared, then you could face penalties like:

on the spot
fine for up to **\$340**

criminal charges with
fines of more than
\$420,000

10 years imprisonment

From 17th April 2019, new laws are in place that Australian airport authorities can cancel or shorten visitor visas if a visitor fails to declare prohibited items upon arrival.




































WHY DO I NEED TO DECLARE IT?

Australia has a unique environment including some of its landscape, animals, birds and its agriculture produce. And to protect them from any unwanted diseases and pests, Australia has very strict biosecurity laws in place for importing any products.

Make sure to read the step-by-step guide on what to do when you arrive in an Australian airport for the first time on our website.

List of items that you can and can't bring in Australia.

 Items you are allowed to bring without declaring	 Items you are allowed to bring with declaring them	 Items you are not allowed to bring at all.
 Clothing	 Duty free items like Alcohol, tobacco and general goods	 Fresh fruits and vegetables/perishable items
 Shoes	<ul style="list-style-type: none">  Alcohol - 2.25 lts  Tobacco - 25  cigarettes or 25 gms 	 Homemade food
 Personal hygiene	 Prescription medicine	 Food from the plane
 Gifts, Souvenirs	 Currency more than \$10,000 AUD	 Firearms, weapons, explosive material
 Electronic equipment like laptops, phones, camera	 Samples for business	 Soil/mud/clay attached to the shoes
 Leather items like shoes, belts	 Exceeding Duty free limits of \$900	 Illegal pornography, including any child pornography
 Certain foods that are commercially prepared and packed like chocolate, confectionery, coffee, tea, cosmetics, juice and soft drinks, maple syrups, vegemite or nutella, chips	 Vitamins and supplements	 Illicit drugs
 Currency less than \$10,000 AUD	 Medicines like panadol, paracetamol etc. for personal use	 Animal products
		 Plant materials and live plants
		 Pets and animals
		 Fake designer goods
		 Pirated CDs/DVDs

Please note that this is not an exhaustive list of items you should bring or not bring to Australia. For a more detailed list of items, please check Australian Border Force website, at

<https://www.abf.gov.au>

TYPES OF ACCOMMODATION

Short Term Accommodation



Cost

\$100 to \$150 per week.



Types

Hostels and discounted hotels.



Location

Usually in the city centre.



Recommended time

Short Stay.

Temporary housing which may be offered through your institution while you get settled in your early stages here.

On Campus Accommodation



Cost

\$110 to \$280 per week.



Types

Apartment or bedroom units.



Location

Usually on the university campus.



Recommended time

Medium Stay.

Most universities have comfortable and furnished apartment-style living on campus or close by, sometimes with cleaning and meals included.

Purpose-Built Student Accommodation



Cost

\$250 to \$500 per week.



Types

Apartments.



Location

Usually in the city centre.



Recommended time

Medium to Long Stay.

Student apartments usually offers facilities like 24 hours onsite support access, bills, furnished living spaces, study areas and social events, pretty much everything you need at one fixed price.

Private Rentals Accommodation



Cost

\$185 to \$440 per week.



Types

Apartments, Units or Houses.



Location

Mostly not in the city centre.



Recommended time

Long Stay.

You can rent or lease a property by yourself or with friends. This can be done through a real estate agent or privately. When renting a property you will need to pay a security deposit or 'bond' (which is usually four weeks rent), as well as rent in advance (also usually four weeks).

TYPES OF ACCOMMODATION

Homestay Accommodation



Cost
\$235 to \$325 per week.



Types
House.



Location
Usually not in the city centre.



Recommended time
Short Stay.

With homestay, you will live with a family in their home. Homestay can be a good option for younger students as you will have all the comforts of an established home, often with meals and cleaning included.

Hostel Accommodation



Cost
\$90 to \$150 per week.



Types
Apartments.



Location
Usually in the city centre.



Recommended time
Medium Stay.

Hostels are an affordable option for international students who are keen to look for permanent accommodation after arriving. You can stay in either a classic hostel with high quality services or a budget backpacker facility.

Rooming House Student Accommodation



Cost
\$100 to \$250 per week.



Types
House, Units.



Location
Mostly not in the city centre.



Recommended time
Medium Stay.

A rooming house is one of the low-cost accommodation options provided and owned by landlords in Australia, where you can rent a room on a temporary or long-term basis.

Private Rentals Accommodation



Cost
\$100 to \$250 per week.



Types
House, Units.



Location
Mostly not in the city centre.



Recommended time
Short to Medium Stay.

A boarding house is a type of residential accommodation where you can rent a single room or a sleeping spot in a shared room in a house. Each tenant has a separate lease agreement with the landlord but shares facilities like a bathroom, kitchen, etc.

6 MOST POPULAR WEBSITES FOR FINDING ACCOMMODATION

www.realestate.com.au

It is the most popular website in Australia for real estate transactions. Buying, selling, renting or sharing, all information is available here. Best for finding your private accommodation.

www.domain.com.au

The second-largest website for real estate in Australia. There is not much difference between this website and realestate.com.au for searching the accommodation.

www.flatmates.com.au

Australia's No. 1 share accommodation website to find out the share-houses with the flatmates. Suitable for sharing house accommodation.

www.gumtree.com.au

One of the most popular classified websites in Australia, also offers various accommodation options. Find any type like independent, shared, home-stay or hostels.

www.yha.com.au

Looking for a backpacking facility that offers unbeatable rates with a good service, then look no further than this website. Great for a short-term stay.

www.airbnb.com.au

One night, short term, holiday or long term rentals are easily available on this website. You can also find shared accommodation on this website.



Accommodation

HOW TO FIND ACCOMMODATION IN AUSTRALIA

Finding accommodation as an international student in Australia, especially the first one, can be challenging as you don't have rental history, any proof of income in Australia and competition with other renters.

However, here are a few steps that might help you finding an accommodation:



Book temporary accommodation on airbnb or hostels website or uni accommodation before arriving in Australia.



Start looking for long-term accommodation after arriving in Australia.



Decide on your budget, lifestyle and type of accommodation that might suit.



Start researching on various websites depending on your individual needs.





Always Inspect the property personally. Don't rely on online photos.



If sharing, meet the people living in the property to seek compatibility.




Read the rental agreement carefully and sign up for a lease.



IMPORTANT QUESTIONS TO ASK YOURSELF BEFORE RENTING IN AUSTRALIA

Do you know your rights and responsibilities as a tenant?

- 1 Does the rent meet your budget?
- 2 What utilities like gas, water or electricity or internet are included in the rent?
- 3 What public transport options are available around the property?
- 4 How far is it from your university or workplace?
- 5 Are you comfortable sharing the accommodation with others?
- 6 How many people and who will share the accommodation with you?
- 7 Is the accommodation fully or partially furnished or completely unfurnished?
- 8 Is the area safe enough to live in?
- 9 Is the property comfortable to live, sleep and study?
- 10 Does the accommodation provider also provide the meals?



TIPS FOR RENTING IN AUSTRALIA

- 1 Know your rights as a tenant. Check them on your state's Residential Tenancy Tribunal website.
- 2 Tenancy agreement should mention the inspection of the property. Your landlord or agent must give you enough notice for the inspection during your stay.
- 3 Always inspect the property before signing up for a lease. Don't trust online photos only.
- 4 If you have a dispute with your landlord/agent which can't be resolved, then you should contact the Residential Tenancy Tribunal in your state or territory.
- 5 Go through the terms of the tenancy agreement or lease documents carefully before signing them.
- 6 Make sure to get the condition report before signing the tenancy agreement. It tells about any physical defects in the property.
- 7 Make sure to pay the rent on time, usually paid in advance (weekly or fortnightly or monthly).
- 8 Note down on who will be responsible for what kind of maintenance. Usually, the landlord is responsible for the major maintenance, but tenants might be responsible for some minor maintenance.
- 9 Seek advice from your education provider or institution if you are looking for student accommodation.
- 10 If you notice any defects in the property not listed in the condition report then you should add them to the report and inform the agent or landlord about it.
- 11 Deposit the rental bond with the agent/landlord and get a receipt for that.
- 12 Check before signing the lease on who is responsible for the utilities like water, electricity and gas. Usually, it is to be paid by the tenant (you).
- 13 If you would like to extend your lease, your landlord/agent might increase your rent.
- 14 You and your landlord/agent should give sufficient notice to each other for terminating the tenancy agreement.
- 15 Be wary of the rental scams, including online scammers and dodgy landlords.
- 16 Don't leave anything for the last minute. Always plan ahead, so you properly consider and go through all the options.

TOP 9 TIPS ON HOW TO BE A GOOD HOUSEMATE



Establish and follow the basic house rules

Set some of the very basic house rules for your shared house and make sure that everyone follows those rules. For example - you can establish the rule that no guests will stay beyond 10pm in the night or no parties during the weekdays etc.



Pay your rent share on time

When you sign up for a shared house, you will know the dates when you have to pay your share of the rent. It is very important to discuss with others to ensure that the rental payments are going on time.



Be considerate of other people living

When you are in a shared accommodation, you don't have the freedom to do what pleases you only. You must consider other people before taking some of your actions. If you work late night or early morning, try to keep the noise levels to the minimum.



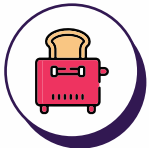
Keep the house as clean as possible

Usually, it is a good idea to create a schedule/roster of the house cleaning and all the responsible persons must do their tasks effectively. Try to make as little mess as possible. "Clean as go" is the best policy in the shared house.



Be friendly with other housemates

Don't be too serious all the time. Try to have fun together with your housemates. Having a friendly relationship, some casual chats, playing games, cooking together or watching TV together can be a great way to develop a friendly relationship with other housemates.



Make the shared space accessible for everyone

Common issues among the shared housemates include unfair use of common spaces like common bathrooms, kitchen and living areas. Make sure to share the common space fairly.



Help others when they need

We all have been through tough situations in life. Sometimes just getting sick or feeling homesick can be really challenging for some people. Ask your housemates if they need any help with food or other tasks. If you can help them when things are tough, most likely they will do the same if you need it one day.



Know your tenancy rights

Find out about your duties and rights as a tenant. Each state/territory in Australia has their own body that looks after the tenancy and landlord rights. It becomes extremely important to know your rights when sharing the house as you don't want to be penalised for someone else's wrongdoings.



Be ready to compromise on certain things

Let's be honest, you won't be living in a perfect house and with the perfect housemates. There will be certain things that you won't like and certain things that your housemates won't like. You will need to find a middle ground and try to compromise on certain things while sharing.

LEARNING AUSTRALIAN SLANG

It is usually challenging for anyone to pick up the accent of the local people when they visit a new country and so is the case for any visitor and overseas person to understand an Australian accent.

Watching and listening to Australian television and podcasts can help you to become familiar with Aussie (Australian) words, accent, and culture. Here is a list of the key Aussie slang that you will need to be friends with before you land in OZ land.

- | | | | | |
|---|---------------------------------------|---|---|-------------------------------------|
| 1 Avo
Avocado (A fruit) | 2 Aggro
Aggressive or Angry | 3 Ambo
Ambulance | 4 Barbie
Barbeque or 'Cook Off' | 5 Bickie
Biscuit |
| 6 Bloke
Man or Guy | 7 Boardies
Board Shorts | 8 Bottle-O
Bottle Shop/ Alcohol Store | 9 Brekkie
Breakfast | 10 BYO
Bring Your Own |
| 11 Chewy
Chewing Gum | 12 Chook
Chicken | 13 Chockie
Chocolate | 14 Cuppa
Cup of Tea | 15 Digger
Soldier |
| 16 Deli
Delicatessen | 17 Devo
Devastated | 18 Dunny
Washroom or a bathroom | 19 Flat Out
Very Busy | 20 Footy
Football (AFL) |
| 21 G'day Mate
Hello friend! | 22 Kindy
Kindergarten | 23 Knickers
Female underwear. | 24 Lingo
Language | 25 Lippy
Lipstick |
| 26 Lollies
Sweets | 27 Maccas
McDonald | 28 Mate
A friend | 29 Mozzies
Mosquitoes | 30 No Worries
No Problems |
| 31 Op Shop
Opportunity Stores | 32 Pokies
Poker Machine | 33 Pollie
Politician | 34 Postie
Postman | 35 Preggo
Pregnant |
| 36 Rego
Registration | 37 Roo
Kangaroo | 38 Sanger
Sandwich | 39 Servo
Petrol Station | 40 Sickie
Sick day |
| 41 Smoko
Smoke Break | 42 Snag
Sausage | 43 Sunnies
Sunglasses | 44 Ta
Thank You | 45 Thongs
Flip-flops |
| 46 Tradie
Tradesman | 47 Typo
Typing error | 48 Ute
Small truck | 49 Uni
University | 50 Veggo
Vegetarian |

LEARNING AUSTRALIAN PHRASES

How's it going?

Meaning

How are you doing?

When to use

When you want to ask someone how they are feeling.

You beauty

Meaning

That's great. You did great work.

When to use

When you want to say that something great has happened.

Pull your head in

Meaning

Rethink what you are saying/doing.

When to use

When you are asking someone to behave properly as they are behaving inappropriately.

Have a good one

Meaning

Have a good day.

When to use

When you want to say goodbye to someone.

Can't be bothered

Meaning

Can't do that.

When to use

When you are not in a mood to do something.

Your shout

Meaning

Your turns.

When to use

When you want other person to pay for

Good on ya

Meaning

Well done.

When to use

When you want to appreciate someone's effort.

Having a whinge

Meaning

Complaining.

When to use

When you want to complain about something.

Bloody oath

Meaning

That's so true.

When to use

When you want to agree with someone on some topic.

Give it a go

Meaning

Give it a try.

When to use

When you want to give a chance to someone for trying something.

What do you reckon?

Meaning

What do you think.

When to use

When you are asking for someone's opinion on something.

Chuck a sickie

Meaning

Call in sick.

When to use

When you are not feeling well and want to call your workplace for a sick day.

She'll be right

Meaning

It will be ok.

When to use

When you want to say whatever is wrong will right itself with time.

Fair Dinkum

Meaning

Fair enough. It's true or genuine.

When to use

When you want to say that something is true or

Under the Pump

Meaning

Under pressure.

When to use

When you want to express that you are under a lot of pressure to do something.

APPS TO DOWNLOAD

List of apps to download before coming to Australia



Google Translate



Google Maps



WhatsApp



Duolingo



XE Currency



Notion



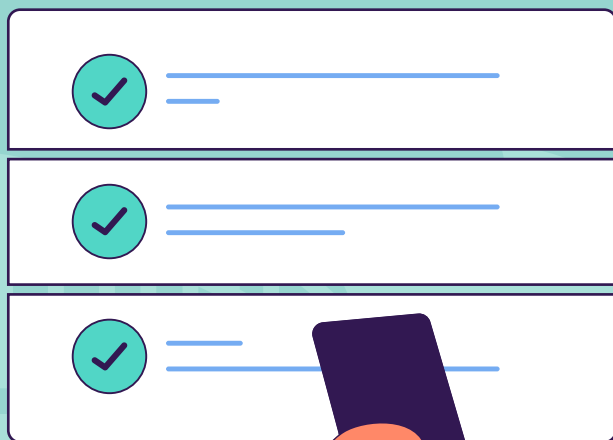
Meetup



Gumtree



Uber



AFTER YOU ARRIVE

03


- First Few Days
- Support Services
- Study environment
- Australian Universities
- Banking
- Communication
- Entertainment
- Australian Culture
- Shopping
- Transport
- Travel
- Working
- Starting a Business
- Healthcare
- Safety

FIRST FEW DAYS

Getting Used to Your New Home and Surroundings

After arriving in Australia, the first few days you will adjust to your new home and surroundings. The transition to a new home for new students can be daunting.

Try to get a local guide or a map to get used to the surroundings and understand the area you are living in. Google Maps is a great way to get around and you can easily find the destination you are travelling to.



Orientation

Many universities and institutions organise an orientation, also known as O-Week or Welcome Week. Although the purpose of this week or orientation is to help students settle into their new study schedule and system, there are many other things that usually happen in the orientation week (especially in TAFEs and Universities).

Usually, you will only need to attend orientation once in your educational institute. As a newcomer to the country, we highly recommend you attend the orientation as it helps you to meet other students and make new friends, administration staff members and teaching team and understand your own institution better.



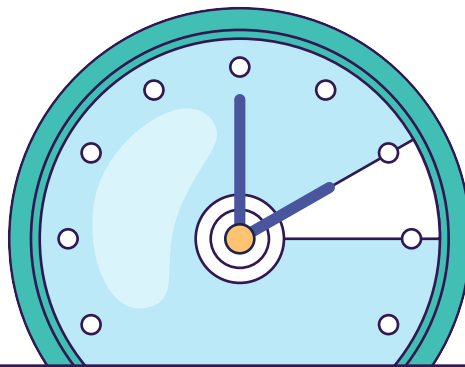
What exactly is Orientation or O-Week?

Orientation or O-Week (for tertiary students) is a way to learn more about the institute you are going to study, your course, services and support system available for you as a student. In the O-Week, they will explain more about the institution, your studies, and provide you with a timetable and a student card (which can be useful for many exclusive discounts and offers).



How long is it?

The length of the orientation usually varies from one institute to the other. Usually, for private colleges or training providers orientation can last anywhere from 1 to 3 hours to a day. But for TAFEs and universities, it usually lasts from a day to one week.



When it is?

Orientation is conducted before you start studying at any institution in Australia. O-Week is usually held in one of the weeks in February and July for most universities and TAFEs in Australia. For private institutions, it usually varies and is conducted before the new students start their course.

What's usually covered in it?

There are many things that are usually covered during the orientation. Here are some of them:



One of the first things that is discussed in the orientation session is about the educational institute, its history, key people and the policy and procedures.



You will also get to know about your course, course structure, holidays, assignments, exams and other important information about your course.



There will be specific information about your classes that includes your class timetables, classroom and lecturer information.



You will be shown around the campus (including health and safety induction), your classroom and you can get to meet your teachers.



You also get to see all the facilities like library, computer labs, photocopy facilities, canteens or cafés, kitchen, hangout areas etc.



You will also be informed about the student support services like job application help, counselling and other support services.



If there are any student clubs or unions in the institute, you will be informed about them and you can join them also.



Many of the student-related businesses and services will have lots of free goodies available for the students.



Usually, one of the administration team members will take your photograph and prepare you a student ID.



Apart from the information related to studying, there will be lots of other information about working and living in Australia.

ARRIVING IN AUSTRALIA

Checklist



Exchange Currency

If you haven't already done that yet, you may need to exchange your currency into Australian Dollars.



Attend Orientation

Your school will have an orientation program where they explain everything about the course and the school. Don't Miss it!



Open a Bank Account

If you are going to work or would like family to send you money, then having a bank account is a must.



Get a Mobile Sim Card

Buy yourself a local Australian mobile number. You can choose between prepaid and postpaid options.



Apply for TFN (Tax File Number)

You will need to apply for TFN if you are going to work in Australia. You can apply it online from the ATO website for Free.



Open a Superannuation Account

If you are going to work in Australia, you usually need to get a Superannuation Fund account which is like a retirement fund.



Inform the provider of your address

You must inform your education provider of your residential address within 7 days of arriving in Australia.



Find Permanent Accommodation

After arriving in Australia, you will need to find long-term accommodation as most of the students get short-term accommodation at the start.



Prepare your Resume and Cover Letter

Get an Australian style resume and cover letter ready for the jobs you are going to apply for.




Learn the Australian Slangs

Try to pick some key slangs and learn some Australian lingo to help you communicate better with locals.



Find a Part-time Job

Start looking for a part-time job either using online websites or referrals from friends.




Explore Your City

Understand the public transport system in your city and explore your city and the surrounding areas.

SUPPORT SERVICES

In order to protect overseas students from getting exploited, various institutions, student associations, state governments and the federal government provide various support services.

Support Service	How do they help	How to reach them
Overseas Students Ombudsman	This ombudsman can help you in dealing with problems with private institutions and education providers.	www.ombudsman.gov.au/
Tuition Protection Service	It is a government initiative if your institution could not deliver your course of study, then the government either helps you in completing the course elsewhere or helps you in getting refund of uncompleted studies.	www.tps.gov.au
Institution Support Services	Most educational institutes provide support to overseas students for completing their studies and adjusting their life in Australia.	Please check your university or institute's website
Student Associations	National student associations like the Council of International Students can assist you with living and studying queries as well.	www.cisa.edu.au/
Disability support	If you have a disability and require assistance then you can contact your institution or approach the Human Rights Commission to assist with your queries.	www.humanrights.gov.au
Childcare	If you are studying in Australia through an Australian scholarship then you might be eligible for some assistance for Childcare as well.	www.australia.gov.au



Getting Help

If you are ever confused with the things and not sure what to do, it is better to ask your teacher/trainer/professor or administration team members of your institution. They are usually very helpful and will try to guide you in the right path if you need some advice.

STUDY ENVIRONMENT

Difference between University, Tafe and a College

You can study in either university, Tafe or a private college. Usually, the courses delivered by these institutions are different. Whichever provider or level you choose, you must comply with the requirements of the study level. Here are some differences between the university, college and tafe.

	University	Tafe	Private Colleges
Qualification Delivered	Highest level of qualifications like Bachelor Degree, Master Degree, Associate Degree and PHD	Wide range of courses Usually VET (Vocational Education and training) programs like Certificates, Diploma and Advanced Diploma	Specialised industry focused VET(Vocational Education and training) and Elicos courses but some college also deliver higher degree programs
Learning Style	Independent study and less contact hours	Classroom based study and hands-on training	Classroom based study and individual attention
Duration of the Courses	Undergraduate: 3-5 years Post Graduate: 1-3 years PHD programs: 3-5 years	Certificates: 3 months to 1 year Diploma: 6-18 months Advance Diploma: 1-2 years	Same time frames as mentioned for university and tafe, depending on what course they are delivering
Academic Year	Starts - Feb, July and Nov (Summer Intake) - 3 terms	Starts - Feb, July and Nov (Summer Intake) - 3 terms	Starts Jan. Usually intakes every 5 to 10 weeks
Class Sizes	Lecture - 200 students Tutorial - 30 students	Combined Lecture and Tutorial - 30 students	Classes - around 20 to 25 students
Assessments	Exam, Theory and Practical assignments, Class participation	Assignments Practical and theory, Class tests	Elicos - Entrance exam, class work, homework and final exams. Other are same as tafe and uni
Who Runs Them?	Usually run by the federal government and some private providers	Usually run by the state or territory governments	Usually run by private education providers

REFERENCING & PLAGIARISM

Lot of assignments will require you to do research and it is very important to provide your sources of information. This is known as referencing. Failure to do so will lead to plagiarism.

Plagiarism is the act of taking someone else's work or idea and claiming it as your own. This is a serious offence and you can even lose your visa as a result of it.

It is also illegal to get assignments done from other people or companies and you can be expelled from your institution if you get caught.



Abydos Academy
Academic literacy for global success



**Access
Master
Classes**



**Learn at
your own
pace**



**Practical
approach**



**Globally
oriented**

Get ready to study in Australia

Prepare before you go with
our online academic writing
courses


Find out more at
www.abydosacademy.com




SCAN ME



**INTERNATIONAL
STUDENTS**




**RETURNING
TO STUDIES**



**UNIVERSITY
STUDENTS**



**ENGAGING
COURSES**



**24x7
SUPPORT**

STUDY ENVIRONMENT

Australian Study Environment

The Australian study environment is most likely to be different from your home country, so it is better to learn how things work in Australia. Most of the study done in the institutions/universities is in a casual environment.



Some tips for studying in Australia:

- ✓ Australian education system encourages independent learning.
- ✓ Most institutions value asking questions and active class participation.
- ✓ There is no dress code for studying in Australian colleges and universities.
- ✓ Usually, the timetable is very flexible ranging from 7 am to 11 pm.
- ✓ Your classes provide a foundation for building knowledge, so you must attend all classes.
- ✓ Make sure to manage your time by creating a weekly schedule and commit to it.
- ✓ If you don't have a computer, printer or access to wifi, don't stress as you can get access to them at your local libraries.
- ✓ No need to ask for permission when you come in or go out of the class.
- ✓ Don't copy and paste or submit your friend's or someone else's work, you will be caught out with plagiarism which can jeopardize your student career.
- ✓ Reference your sources of information. If unsure, ask your university library.
- ✓ If you don't understand something, ask your tutor/trainer/professor.
- ✓ Don't be too serious, go and talk to classmates and make new friends.
- ✓ Most of the universities and educational institutes grade students based on various assignment tasks, exams, class participations.
- ✓ Make sure to check the grading system of your institution as it can be confusing for newcomers.
- ✓ You will need to do lots of research in completing your assignment tasks.
- ✓ Assessments usually have strict deadlines but if you need an extension, don't hesitate to ask your tutor or institute explaining them about your circumstances.
- ✓ In exceptional circumstances, you can also defer the course but it needs to be approved by your education provider.
- ✓ The secret to success in your studies is to always ask questions .

STUDY ENVIRONMENT

Pre- study Checklist

As a student, you will need to plan out a few things before the start of the study semester. Use the checklist below to prepare yourself for study



Set up your study desk at home.



Create a timetable for studies, work and other activities.



Buy your textbooks (preferably used ones).



Create a folder in your laptop for each study unit.



Download course materials in the folders.



Mark the calendar with important dates like exams, assessment due dates etc.



Plan your travel to the institute or university.



Understand the university map and location of lecture and tutorial rooms.




Download all the apps that might help you for your study and productivity.



Start connecting with your classmates online through university forums.



Have a bag ready with all the stationary, laptop and snacks.



Make sure your devices are fully charged.

STUDY ENVIRONMENT

IMPORTANT STUDY TERMS



Lecture

A formal presentation by a professor on a topic that is related to the course that the student is taking.



Tutorial

A tutorial is a class in a university that is typically small and has one or two professors who give personal attention to each student.



Assignment

An academic task that students are typically assigned in order to assess their understanding of the material covered in a course.



Semester

A semester in university is a period of study that typically lasts for 4 to 5 months.



Electives

A subject or unit that a student can choose to study from available options, rather than a compulsory one.



Faculty

A faculty is a division of different academic departments in a university which typically include professors, lecturers, and researchers.



Census Date

A census date is the deadline by which students must finalise their enrollment in order to be included in the school's official enrolment count.



Transcript

Official academic record that outlines the courses you have taken and the grades you have earned in your course.



Plagiarism

An act of copying or closely paraphrasing someone else's work and submitting it as their own.



Referencing

A referencing system is a convention that allows a reader to identify and locate the sources of information used in a scholarly work.

AUSTRALIAN UNIVERSITIES MAP

Northern Territory

Darwin

Charles Darwin University

Queensland

Townsville

James Cook University

Rockhampton

CQ University Australia

Maroochydore

University of the Sunshine Coast

Brisbane

Griffith University
 Queensland University of Technology
 University of Queensland

Toowoomba

University of Southern Queensland

Gold Coast

Bond University

Western Australia

Perth

Curtin University
 Edith Cowan University
 Murdoch University
 University of Western Australia

Freemantle

University of Notre Dame Australia

South Australia

Adelaide

Carnegie Mellon University
 Flinders University
 University of Adelaide
 University College Londo
 University of South Australia
 Torrens University Australia

Ballarat

Federation University Australia

Melbourne

Deakin University
 La Trobe University
 RMIT University
 Monash University
 Swinburne University of Technology
 University of Melbourne
 Victoria University
 University of Divinity

Victoria

Tasmania

Hobart

University of Tasmania

Australia Capital Territory

New South Wales

Lismore

Southern Cross University

Armidale

University of New England

Newcastle

University of Newcastle

Bathurst

Charles Sturt University

Sydney

Australian Catholic University
 Macquarie University
 University of New South Wales
 University of Sydney
 University of Technology, Sydney
 University of Western Sydney

Wollongong

University of Wollongong

Canberra

Australian National University
 University of Canberra










Indicates that the institution is a member of the elite "Group of Eight" - the group of "Australia's Leading Universities"

Top 10

UNIVERSITIES IN AUSTRALIA 2023



 GROUP OF EIGHT

GROUP OF EIGHT	RANK	UNIVERSITIES	LOCATION
	30	Australian National University	Canberra
	33	University of Melbourne	Melbourne
	41	University of Sydney	Sydney
	45	University of New South Wales (UNSW)	Sydney
	50	University of Queensland (UQ)	Brisbane
	57	Monash University	Melbourne
	90	University of Western Australia	Perth
	109	University of Adelaide	Adelaide
	137	University of Technology, Sydney (UTS)	Sydney
	185	University of Wollongong	Wollongong



TOP UNIVERSITIES BY SUBJECTS

SUBJECT	RANK	UNIVERSITIES
Accounting & Finance	20	University of New South Wales (UNSW)
Agriculture & Forestry	16	University of Queensland (UQ)
Anatomy & Physiology	12	University of Sydney
Anthropology	6	Australian National University (ANU)
Archaeology	11	Australian National University (ANU)
Architecture	24	University of Melbourne
Art & Design	15	RMIT University
Biological Sciences	41	University of Melbourne
Business & Management Studies	34	University of Melbourne
Chemical Engineering	34	Monash University
Chemistry	37	Monash University
Civil & Structural Engineering	13	University of New South Wales (UNSW)
Classics & Ancient History	44	Macquarie University
Communication & Media Studies	18	Queensland University of Technology (QUT)
Computer Science & Information Systems	43	University of Melbourne
Dentistry	25	University of Adelaide
Development Studies	13	University of Melbourne
Earth & Marine Sciences	14	Australian National University (ANU)
Economics & Econometrics	33	Australian National University (ANU)
Education & Training	12	University of Melbourne
Electrical & Electronic Engineering	37	University of New South Wales (UNSW)
English Language & Literature	18	University of Sydney
Environmental Sciences	19	University of Queensland (UQ)

SUBJECT	RANK	UNIVERSITIES
Geography	7	Australian National University (ANU)
History	12	Australian National University (ANU)
Hospitality & Leisure Management	21	Blue Mountains International Hotel Management School (BMIHMS)
Law	20	University of Melbourne
Library & Information Management	22	University of Technology Sydney
Linguistics	25	University of Melbourne
Materials Science	35	Monash University
Mathematics	41	University of Melbourne
Mechanical, Aeronautical & Manufacturing Engineering	50	University of New South Wales (UNSW)
Medicine	18	University of Sydney
Mineral & Mining Engineering	2	Curtin University
Modern Languages	26	University of Melbourne
Nursing	12	University of Sydney
Performing Arts	49	University of Melbourne
Pharmacy & Pharmacology	1	Monash University
Philosophy	3	Australian National University (ANU)
Physics & Astronomy	35	Australian National University (ANU)
Politics & International Studies	11	Australian National University (ANU)
Psychology	17	University of Melbourne
Social Policy & Administration	12	University of Melbourne
Sociology	15	Australian National University (ANU)
Sports-related Subjects	2	University of Queensland (UQ)
Statistics & Operational Research	51-100	Monash University
Theology, Divinity & Religious Studies	26	Australian Catholic University
Veterinary Science	21	University of Melbourne

BANKING

Banking System in Australia

The banking system in Australia is fairly straightforward. Australia has a similar banking system to the other western countries. There are 4 big banks known as BIG 4 and lots of other smaller banks where you can open an account. The BIG 4 banks in Australia are:



There are also many other smaller banks like Bank of Melbourne, Suncorp, Bendigo Bank, Bankwest, ING, Me Bank, Adelaide Bank, Bank of Queensland, St George Bank, Bank SA.

Having an account with a bank means easy access to the money for paying your expenses. Also, many employers deposit your salary in your bank account, so it will be helpful when you start working.

How to open a bank account

Opening a bank account in Australia is a fairly simple process. You can open a bank account for up to 12 months before coming to Australia. You can also open a bank account by visiting a branch or online as well. Whether you open an account in a branch or online, you will need to provide the following documents:

If you open your bank account online, then you need to make an appointment at your local branch to show them the documents. If you are going to open the bank account by visiting the branch then you can get the account up and running in no time by bringing the documents mentioned above. We suggest you open the bank account within the first 6 weeks of arriving as you might need to provide more identification for verification purposes after that.



Once your identification is confirmed then you will get your Debit card in your mail usually within 7 days. Although you can start using your account usually right away using online banking and apps. However, if you don't open a bank account within 6 weeks of arriving then you will need to meet the 100-point ID requirement.

Meeting the 100-Point Requirement

A 100-point ID check is required to verify an individual's identification. The Australian government has provided a clear list of documents that an individual needs to provide to meet this check. These documents are divided into 2 main categories: primary documents and secondary documents. Ideally, you should provide one document from each category. But if you can't provide a primary document, then you should provide at least one secondary document with your personal picture on it.

Here is a document guide which international students can use for meeting the 100-point check. Please note that this guide doesn't include documents that international students might not have access to like Australian passport, citizenship etc.

Primary documents



70 Points

Foreign Passport

Secondary documents



40 Points

Australian Driver Licence
/ Learner's Permit



40 Points

Current (Australian)
Tertiary Student
Identification Card



40 Points

Australian Boating
Licence



25 Points

Foreign Driver's Licence



25 Points

Document from your employer
(current or previous) within the
last 2 years



25 Points

Bank statement



25 Points

Credit card or Debit card




25 Points

Rental agreement



25 Points

Rental receipts



25 Points

Utility Bill (e.g. Phone,
water, electricity, gas)



25 Points

Past education records
(10 years)

Apart from opening a bank account, you might need to meet this 100-point check a few times, including:



When applying for a rental property



When starting a new job in Australia



When setting up your mobile sim



When opening a superannuation account



Features to look for in the bank account before opening a bank account

Whether you choose a transaction account, savings account or any other type of account, make sure to look for these features in your bank account:



No monthly fee



Debit card



ATM network



Online and mobile banking



No ATM withdrawal fee



No fee international money transfers



Types of Bank Accounts

There are three main types of bank accounts you can open as an overseas student in Australia.



Transaction Account

A transaction account is an everyday account that is used for your day-to-day banking needs like paying bills, withdrawals using ATMs etc.



Saving Account:

A savings account is useful for when you are planning to save money and keeping large sums in this account earns you interest as well. Usually, it is linked to the transaction account.



Student Account:

Student-specific accounts are usually offered to students only. It is a transaction account loaded with some extra benefits like no fee and other added benefits.

Australian Currency

The main currency of Australia (AUD) is the dollar and it comes in the denomination of \$5, \$10, \$20, \$50 and \$100 notes. Coins are issued in denominations of 5c, 10c, 20c, 50c, \$1 and \$2.



Accessing your money

You can access your money online, via ATMs or branches. Most of the people carry less amount of cash as usual payments are done via cards. ATMs of most of the banks are easily accessible 24 hours a day at various locations like shopping centres, 7-11, convenience stores. You can also withdraw (cash out) money up to \$500 from your local supermarket without any fees.



Opening hours

Most of the bank's operating hours are between 9.30 am to 4 pm from Monday to Thursday and 9.30 am to 5 pm on Fridays with the exception of some banks opening longer hours on weekdays or opening on weekends.



COMMUNICATION

Mobile Phones

Australian telecommunication providers use 3G, 4G and 5G networks to power the mobile phone services in Australia. So if you are bringing phones from overseas, make sure it is compatible with the local network in Australia.

There are many providers of the mobile phone plan services like Telstra, Optus, Vodafone, Amaysim, Boost Mobile, Kogan, Dodo, etc.

We suggest you compare the plans before choosing the provider, which will help you choose the best plan that suits your needs.



Getting a Sim Card

One of the first things you will need when you land in Australia is an Australian SIM card, so you can start communicating with family and friends here and overseas. There are two main types of services you can sign up with:

Prepaid

Prepaid services, as the name suggests, means that you pay in advance and use the service until you run off your credit or the time limit and then recharge when you can or want to. It gives lots of flexibility to the users as you are not obliged to recharge the same amount of money every month.

You can buy these SIM cards from supermarkets or convenience stores and they can be easily activated online or over the phone. You will need to provide your ID (like your passport) in order to activate the services.

Post-paid

Post-paid or contract usually means that you will sign up for an agreement with a provider for a certain period of time. The timeframe of the contract can range from 6 months to 36 months. As it is a long term agreement, we suggest you check the terms and conditions before you sign up for a contract.

The benefit of signing up with this kind of account is that you will usually get a mobile handset at a much discounted rate, and then you have to pay a fixed amount every month which will help you in managing your monthly budget.

Internet

The Internet is freely accessible at all major international airports in Australia for a certain period of time. Free internet is also available at various city centres across major cities in Australia.

Students can also access the internet at their institution or university, local libraries or fast food outlets like McDonald's. Larger cities across Australia also offer free Wi-Fi in the CBD areas.

In case you want to sign up for internet services, you might check if you can sign up for an NBN plan or ADSL plan. Like mobile services, there are many providers of these services as well as Telstra, Optus, Internode, TPG, Dodo, Iprimus, Belong, Myrepublic, Amaysim, etc.



NBN

The National Broadband Network is Australia's fastest speed internet service providing between 12 Mbps to 100 Mbps speeds which is still not available in all areas as yet. Depending on speed and data requirements, you might have to pay extra to access high speed services.



ADSL

It is an older type of broadband internet connection which offers less fast speeds but at a lower rate as well. It is available in most areas where NBN services have not reached yet.

ENTERTAINMENT

Australians love to enjoy their leisure time. This is an opportunity for them to relax, regain energy and spend quality time with family. As an international student, you will have no problems finding various options for entertainment in Australia. Here are a few options:




Sports

Australians love their sports. Some of the popular sports include Australian Football League (AFL), Cricket, Rugby, Tennis, Grand Prix. You can join local sports clubs or associations to participate.



Shopping

Australia has some of the world-class shopping centres in all major cities. You can find all the leading brands from across the globe and local Australian brands in these shopping locations. Read more in our 'Shopping' section of this guide.



Food

Australia is a multicultural society and when it comes to food, you will be spoiled for options from all around the world. You should also try local foods like pies, lamington, pavlova, Vegemite, Tim Tam, etc.



Travel and culture

For travel and culture, Australia has so much to offer to the visitors. You should explore all the local attractions around your city but beyond that you should visit all the states and territories to see what they have on offer as well. Also, learn about Australian history and its Aboriginal culture.



Television

There are many free to air TV channels like ABC, SBS, 7 network, 9 network and 10 network you can watch on TV. If you want to access paid channels, then you will need to pay monthly subscriptions for services like Foxtel.



Streaming

You can access various paid streaming services like Netflix, Disney plus, Amazon Prime, Stan, Binge, Kayo Sports etc. You can also watch the Free to air TV content using their free apps like ABC iview, SBS On Demand, 7plus, 9Now, 10 Play.

AUSTRALIAN CULTURE

Culture and society

Australia prides itself as one of the most diverse and welcoming cultures in the world with 25% of Australians born overseas. Here are some guidelines that you need to keep in mind while settling in Australian culture.

- 01 Australians are generally very friendly, open minded, honest, down to earth and more relaxed in their approach.
- 02 Many Australians don't follow any specific religion, though they openly accept the practice of every religion
- 03 Australians love their sports like cricket, AFL and rugby etc.
- 04 It is polite to shake your right hand when you meet someone in Australia.
- 05 Australians also like to have eye contact when talking with someone.
- 06 Not looking in the eyes could mean that you are lying or hiding something.
- 07 It is recommended to say "Hi" or "Hello, how are you?" instead of "G'day" or "G'day mate" as it sounds patronising from a foreigner.
- 08 Australians are famous for using lots of slang, so be prepared for some colourful conversation with locals.
- 09 Australians don't take things so seriously and enjoy their lifestyle.
- 10 They love making fun and their sense of humour is amazing, but it can also be challenging for a newcomer to understand Australian humour.
- 11 The secret is not to take things so seriously as Australians like to make fun with friends, people they know and sometimes even with strangers.
- 12 Most Australians don't accept any discrimination, racism, and they are very open in their views about it.
- 13 You need to be mindful of personal space when interacting with Australians. They don't like to get too close to the people they don't know
- 14 Tipping waiters and waitresses in the restaurants is not necessary.
- 15 Always arrive on time or a bit earlier when meeting with Australians. They don't like late comers.
- 16 When boarding public transport, you must give way to exiting passengers first before getting in. Also, always follow the queue.

SHOPPING

Shopping in Australia

Australia is a famous destination for lots of shoppers from overseas. So while you are here as a student, you can take advantage of this opportunity and do some shopping. You can find all the world's leading brands in Australian shopping centres as well.

Most likely, the shopping experience is going to be different in Australia than the country you came from. There is a very casual and friendly atmosphere in the shops or stores. There is not a lot of push from salespersons to buy the items, but they are there to help if you require any assistance. Most of the payments are done with cards using EFTPOS (Electronics Funds Transfer at Point of Sale) terminals available at most stores. You have to queue up to pay for the items. Australians don't like queue-jumping or pushing each other to get ahead when shopping.



Buying groceries

To survive, you will need to buy food and if you are not eating outside every time (which can be expensive) then you most likely will need to buy some groceries. There are 4 major supermarkets where people buy their groceries from in Australia:



Woolworths



Coles



Aldi



IGA

You can easily find one or all of these supermarkets near you. You can also find products from your home country in these supermarkets, but we suggest you find your country's grocery stores as it is usually cheaper than these big supermarkets.



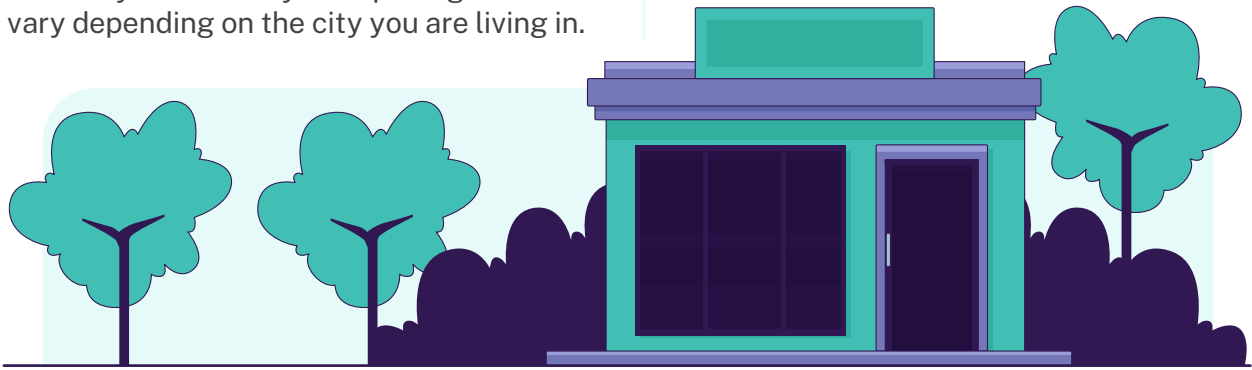
Shopping in Australia

Most major metro and regional cities have various shopping centres to meet all your shopping needs under one roof.

The majority of shopping centres in metro cities are usually open Monday to Friday from 9am to 5pm, with some opening until late on Thursday and Friday nights. Most of the shopping centres are also open on Saturday and Sunday but opening hours will vary depending on the city you are living in.


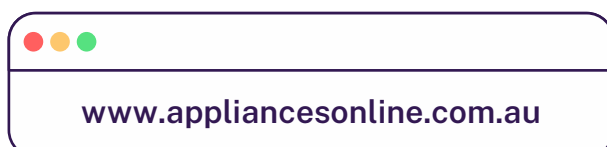

Factory outlets

If you are looking for a bargain or are after some inexpensive shopping then you should head down to some of your nearest factory outlets. They usually sell overstocked, out of season and previous models and designs at much discounted rates. Outlets like DFO (Direct Factory Outlets) are really popular among overseas students and residents alike.



Online Shopping

Online shopping has become really popular among Australian consumers, especially over the last few years. There are plenty of websites available to help you satisfy your online shopping cravings. One of the most popular websites among overseas students for shopping used items like electricals and furniture is Gumtree.com.au. Some of the other most popular websites for online shopping in Australia are:



Weekend markets

Many suburbs in the major metro and regional cities run small community-based markets selling vintage clothing, fruit and vegetables, homewares, books, plants and homemade food during the weekends. They are also known as weekend markets. These are a great way to explore your new neighbourhood.



SHOPPING

Top 10 Saving Tips




Course textbooks can be expensive. So always look for used textbooks for buying or renting.



Avoid getting haircuts at expensive salons and look out for some training schools as they might need hair models for their training purposes.



In order to save money for the accommodation, look for housemates and share your expenses with them.



Understand the power of your student card and look for student specific deals or discounts.




If you want to save money on public transport, try living closer to your institution or



Rather than going out with friends over the weekend, consider to get together during the week as restaurants and bars often offer cheaper meals and drinks.



Doing your food shopping at the end of the day and buying cheaper supermarket value brands helps in saving money on groceries.



Compare the electricity, gas, internet and mobile plans regularly and switch to the one that offers a better deal.



To save money on clothing, you can shop second hand clothes at op shops like Salvos and Vinnies for affordable pre-loved



You can also check various websites or apps for saving money in your city. You can check student deals on our website as well.

TIP

Would you like to save more money while shopping? Check our comprehensive guide on saving money in Australia with 60+ tips on our website.

AVERAGE COST OF BASIC ITEMS (Price in AUD)



Milk

**\$1.50 to
\$3 per litre**



Bread

**\$1.50 to
\$3 per loaf**



Water

**\$1 to \$3
per bottle**



Butter

**\$3 to \$5
per 500 gm**



Sugar

**\$1.20 to
\$2 per kg**



Rice

**\$1.50 to
\$4.50 per kg**



Onion

**\$1.25 to
\$3.50 per kg**



Eggs

**\$3.50 to
\$6 per dozen**



Cheese

**\$7 to
\$30 per kg**



Apples

**\$3 to \$5
per kg**



Bananas

**\$2 to \$4
per kg**



Coffee

**\$1 to \$4
per cup**



Cold Drink

**\$1.50 to
\$4 per bottle**



Big Mac Meal

**\$10 to \$12
per meal**



Local Takeaway

**\$10 to \$30
per meal**



TRANSPORT

Transport System

Most of the cities in Australia are well-connected and provide safe and reliable travel to commuters. There are a variety of public transport services like train, tram, buses and ferries that are available in Australia.

The cost of each service will vary in each city and the type of transport services you are using. Each state and territory has its own transport network authority, and they are responsible for managing the public transport system in their state.

We covered more details about transport in each city in our city guide also. This table gives a quick guide to some key facts about each state and territory transport system.

State	Governing Authority And The Website	Type Of Cards Used	Types Of Public Transport Available	Concession for Overseas Students
New South Wales	Transport for NSW www.transportnsw.info	Opal Card	Trains, light rail, Buses, Ferries	Only available to tertiary students with some conditions
Victoria	Public Transport Victoria www.ptv.vic.gov.au	Myki	Train, Tram, Buses	Only available to tertiary students with some conditions
Queensland	Translink www.translink.com.au	Go Card	Train, Buses	Only available to tertiary students with some conditions
South Australia	Adelaide Metro www.adelaidemetro.com.au	Metro Card	Train, Tram, Buses	Available to all overseas students
Western Australia	Transperth www.transperth.wa.gov.au	SmartRider	Train, Buses	Available to all overseas students
Tasmania	Metro TAS www.metrotas.com.au	Greencard	Buses	Available to all overseas students
Australian Capital Territory	Transport Canberra www.transport.act.gov.au	MyWay	Buses	Available to all overseas students
Tasmania	Metro TAS www.metrotas.com.au	Tap and Ride card	Buses	Available to all overseas students

Driving

In Australia, overseas students are usually allowed to drive on their home country's licence for certain timeframes. You might need to check with the local road authority office to confirm it. If your licence is not in English, we suggest you get a certified translation of it before coming to Australia.

You must carry your licence at all times when you are driving in Australia. Australians drive on the left side of the road with the majority of cars steering on the right-hand side.

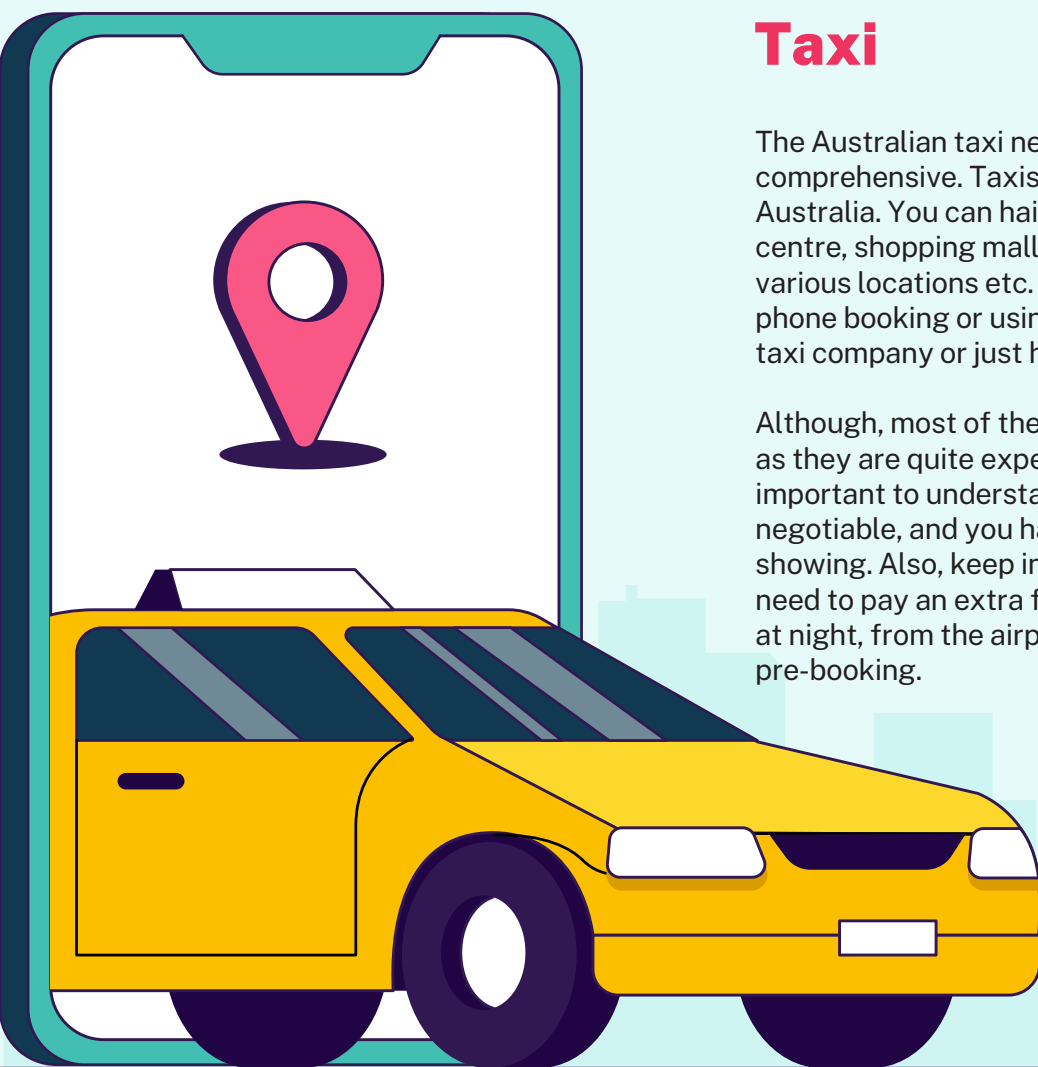
Also, there are strict laws about driving and penalties are really high so make sure to follow the local road rules like wearing driving belts, no mobile phone usage etc.,



Taxi

The Australian taxi network is quite comprehensive. Taxis are also known as “Cabs” in Australia. You can hail a taxi from the airport, city centre, shopping malls, train stations and from various locations etc. You can also hire a taxi by phone booking or using smartphone apps for the taxi company or just hail from the side of the road.


Although, most of the students avoid hiring Taxis as they are quite expensive in Australia. It is important to understand that taxi fares are not negotiable, and you have to pay what the metre is showing. Also, keep in mind that you will usually need to pay an extra fee if you are using taxis late at night, from the airport, using toll roads or if pre-booking.



Ride Sharing Services

Ride-sharing service is legal in Australia. So when considering travel, you can choose to use ride-sharing services. Lots of students like to use ride-sharing services than taxis as they are a much cheaper option to travel.

When booking a ride-sharing service, you will need to use the app or website of the ride-sharing provider. There are many ride-sharing services providers in Australia like Uber, Ola, Didi, Bolt etc.



Travelling Interstate

As Australia is a huge country, most of the travellers prefer to use airline services when they travel interstate. You don't need to carry a passport when travelling interstate, however you should always carry some sort of ID's like driving license, Working with Children Check etc. There are mainly 3 airlines that you can use when travelling interstate:



Qantas



Jetstar



Virgin Australia

Bikes

Australian cities are also famous for easy travel access for bikes. If you like riding bicycles, then Australia is a great place for you. It is not only cheaper but a much healthier option to travel as well. You can actually buy a new or used bicycle from online marketplaces like Gumtree or Facebook Marketplace or from stores like Kmart, Target or Big W. It is very important to follow the road rules when riding a bike in Australia. You must wear a helmet and have lights at the front and back of the bicycle. It is a good idea to get yourself a lock for the bike to avoid any possible theft.

Common Road Rules

Here are some common rules that you must follow in Australia in order to avoid accidents and penalties:



Drive on the left side of the road




Don't drive while or after drinking



Always wear safety belts while in the car (including passengers)



Kids younger than 7 years must be in their own special car seats



Don't litter or throw anything from your car on the road



Always carry your driving licence while driving




Never use a mobile phone while driving



Always be careful of speed limits and make sure to follow them

These are some basic road rules, and you will need to abide by them if you are going to drive in Australia. If you are caught breaching any of the mentioned rules, then you can get fined for that. The fines in Australia are very high, so it is advisable to avoid as many as you can and follow these rules. There could be further specific rules that might apply in your state or territory, so please make sure to read each of the relevant state road websites.

TRAVEL 10 places you must include in your bucket list to travel around Australia




Queensland
Great Barrier Reef




New South Wales
Sydney Opera House



Northern Territory
Uluru - Kata Tjuta National Park



Victoria
Great Ocean Road




New South Wales
Sydney Harbour Bridge



New South Wales
Blue Mountains



Queensland
Whitsundays



Western Australia
Rottneest Island



Queensland
Surfers Paradise - Gold Coast



South Australia
Kangaroo Island




WORKING

Finding a job in Australia can be very exciting and challenging. As you know that you have landed in a new country with a different set of rules and way of running a business, it can take a while for you to find a job on your own.

Can I work in Australia?

As an international student studying in Australia, you are entitled to work 40 hours per fortnight while your course is in progress and unlimited hours while you are on an official school break.

Although, you are not allowed to work before your course commences. If you decide to work before the start of your course, you might end up getting in trouble and face penalties.



What kind of jobs can I expect as an overseas student?

There are no limitations on what kind of work you can do as an overseas student in Australia. Some of the most popular jobs in Australia among overseas students are:



Food delivery drivers



Waiters



Baristas



Gardener



Kitchen assistants



Cooks



Bartenders



Cleaners



Advertising distributors



Tour guides



Shop assistants



Receptionists



Event workers



Labourer



Removalists



Baby sitting

What do you need to apply for the jobs?



Valid Visa

You can only work legally in Australia if you have a valid student visa. Also, make sure to abide by the rules and conditions of the visa as set out by the Immigration department.



TFN/ABN

You must get a Tax File Number (TFN) before you start working. Some employers may require you to work as a contractor, then you should get an Australian Business Number (ABN) for that.



Resume

You will need an Australian style resume for applying for jobs. A resume is a document that summarises your work experience, education, skills and achievement for your employer.



Cover Letter

Some jobs may require you to apply with a cover letter. A cover letter is a document that is sent to employers along with a resume to provide additional information on your experience and skills.



Bank Account

Most employers will usually pay your salary in your bank account. You can check how to open a bank account in the banking section of this guide.




Superannuation Account

You have a right to get 10.5% Superannuation on top of your salary. Superannuation is a retirement fund which basically helps you when you retire. The current rate is due to increase a further 0.5% each year until it reaches 12% in 2025.

What is the current minimum wage in Australia?

Fairwork Australia sets out the minimum wage in Australia. Every year on 1st July, Fairwork increases the wage by a certain percentage. The current minimum wage from 1st July 2022 is \$21.38 per hour.



How much will I get paid?

The money you earn will usually depend on the hours you work each week.

Here is a basic example of an international student working 40 hours per fortnight at minimum



Example

If you work 40 hours per fortnight at the minimum wage of \$21.38, then your fortnight **income will be \$855.20 (40 hours x \$21.38)** and your **weekly income will be \$427.60.**

Also, your yearly income based on similar calculations will be **\$22,235.20.20 (\$427.60x 52 weeks).**







How to avoid Exploitation at work?

Here are some of the things you need to keep in mind to avoid exploitation at work:

- ✓ International students have the same rights at work like everyone else.
- ✓ Your employers should give you a payslip within one day of getting paid.
- ✓ You are entitled to get extra money known as penalty rates for working in the evenings, nights, early mornings and weekends due to inconvenience caused by working during those hours.
- ✓ It is not illegal to get paid in cash as long as your employer is reporting the taxes and paying your superannuation.
- ✓ Our employers cannot deduct money from your salary if you break something or if there is a shortage in cash registers.
- ✓ Always be wary of your work rights and check Fairwork Australia for more details.

If you believe you are not getting minimum wages, rights and conditions and getting exploited at work, please contact Fairwork Australia for free advice and

Any practical tips to get a job in Australia?

-  Prepare yourself even before you land in Australia.
-  Don't be shy and hide behind the walls. Go build your network.
-  Start searching on various job websites before coming to Australia.
-  Do some short courses that might help you land a job.
-  it's ok if you don't have perfect English.
-  Actively look for a job in festive seasons and holiday seasons like Christmas, Easter and school holidays.

Difference between ABN and TFN in Australia

	TFN	ABN
Abbreviation	Tax File Number.	Australian Business Number.
Definition	TFN is a 9 digit number that identifies you as a taxpayer in Australia.	ABN is a 11 digit number that identifies you as a business in Australia.
Employment status	You work as an employee of the business.	You work as contractor/freelancer/ business.
Payment	You get paid salary or wages as per the agreement.	The businesses you work for, will pay your invoices.
Taxes	The employer will deduct taxes from your salary.	You have to manage your own taxes.
superannuation	Your employer will have to pay your superannuation.	You will not get superannuation from other businesses.
Leave	As a part-time and full time employee, you are entitled to sick, annual and other leaves.	There are no holiday payments for ABN holders from other businesses.
Insurance	Your employer will have to pay for your workcover and personal indemnity insurance.	You will need to arrange your own personal insurances.

TIP

Would you like to know more about the difference between ABN and TFN with an example. Check our YouTube video:

<https://youtu.be/eqwnSiSj3Q4>

How to Find a Job in Australia?



Referrals

The best way to get your first job in Australia is through a reference from someone you already know, it can be a friend, teacher or your peers.



Networking

Networking can be another great way of finding a job in Australia. Networking is meeting new people in your industry or area of work and establishing a relationship with people that can be mutually beneficial for both parties. You can network by attending events, seminars, becoming a member of a professional body and online using LinkedIn etc.



Door knocking

It is quite a traditional way of finding a job but it still works. Some students would take their resume and hand it to the businesses where they would like to work.



Students Support Office

You can contact the student support office of your college/institute/university. This can be a really useful way since lots of businesses approach the institutes directly for their recruitment. Also, check your institution's notice board for any job advertisements there.



Job Websites

One of the most preferred ways of applying for jobs in Australia is via online as most of the businesses prefer candidates to apply that way. We recommend looking up jobs on these websites to find part-time work in your city.

seek.com.au || au.indeed.com || au.jora.com || gumtree.com.au ||
studentjobboard.com.au || adzuna.com.au



Business websites

Some businesses only advertise jobs on their own portals and websites. These popular Australian businesses include Woolworths, Coles, Myers, Aldi and David Jones, etc.



Contractor

If you can't find work as an employee, then working for yourself is the best way to go. You can work as a contractor for various businesses in Australia. You can find some contracting work for businesses like Uber Eat, Deliveroo, Airtasker.



Freelancer

If you have more skills than doing general tasks, then you can decide to work as a Freelancer. Freelancer positions are getting popular by the day. You should look into websites like Fiverr, Upwork, Freelancer and 99designs.



Recruitment agencies

There are some dedicated recruitment agencies like Spotless and Sidekicker that can help to find a job as well. You should always look for opportunities to approach them and make sure to send your updated resume for any possible positions.



Volunteering

If you don't have any experience of working in Australia, then getting yourself a volunteer job can be a great start. Volunteering is obviously not a paid job, but it is certainly a way to help the community. It will not only look good on your resume but also help in building your confidence and communication skills. You can look for volunteer positions on websites like govolyunteer, seek volunteer and volunteering australia.

**AUSTRALIA IS
HIRING**

STUDENT JOBS



**STUDENT
JOB BOARD**

APPLY ONLINE

CASUAL JOBS FOR UNI STUDENTS

WE HAVE 1,000S OF NEW CASUAL JOB VACANCIES FOR STUDENTS ACROSS AUSTRALIA. WE HAVE JOBS IN HOSPITALITY, MARKETING, SALES AND IT; INCLUDING PART-TIME, FULL-TIME AND HOLIDAY WORK.

www.studentjobboard.com.au

HIGH PAYING JOBS

List of high paying jobs for international students in Australia




Security Guard




Cleaner




Tutor



Construction Worker



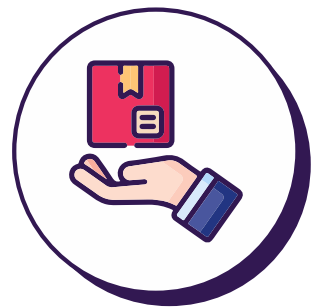
Specialised Hospitality Staff




Personal Trainer



Dog Walkers



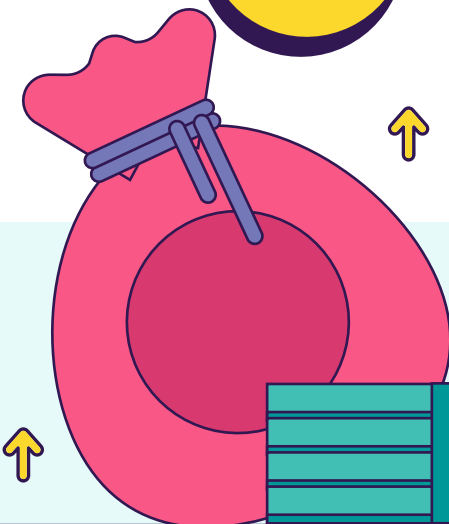

Delivery Driver



Removalist



Truck Driver



Top 5

Short courses to help you find a job in Australia

Type of Short Course	What does this course teach you?	Where can you find work after completing this course?	How long is the duration of the course?	How much does it cost to complete?
RSA - (Responsible Service of Alcohol)	RSA is a course that helps you with the skills and knowledge that you require serving alcohol responsibly to the customers.	<ul style="list-style-type: none"> ● Bar ● Restaurant ● Nightclub ● Casinos ● Bottle shops ● Events ● Supermarkets 	3 to 4 hours	\$50 to \$150
RSG- (Responsible Service of Gambling)	This course helps to promote safety in venues where there are gaming machines including how to recognise gambling problems and addiction among the players.	<ul style="list-style-type: none"> ● Casinos ● TAB ● Gaming venues ● Events 	One day - 6 to 7 hours	\$50 to \$150
Barista Course	In the Barista course, you are going to learn about how to make different types of coffees, effectively using coffee machine and how to make coffee art.	<ul style="list-style-type: none"> ● Cafés ● Restaurant's ● Events ● Venues 	Beginners level - 3 to 4 hours Advanced level - 1 to 5 days	Beginners level - \$100 - \$150 Advanced level - \$250 to \$2000
White Card	In this course, you will learn the skills and knowledge about how to identify the hazards at the workplace, how to report them, how to reduce safety hazards at the workplace.	Construction site workers including: <ul style="list-style-type: none"> ● Labourer ● Tradesperson ● Site surveyor ● Site supervisor ● Site manager 	One day - 5 to 6 hours	\$100 to \$150
Traffic Controller Training	In the Traffic Control training, you will learn about the safety of traffic controllers, motorists, pedestrians and your fellow workers.	<ul style="list-style-type: none"> ● Heavy industries ● Infrastructure ● Domestic ● Commercial ● Maintenance ● Construction ● Capital work 	One day - 6 to 8 hours	\$150 to \$250

If you want to enrol in these short courses, then we suggest you check our website with a link to short course provider:

<https://overseasstudentsaustralia.com/short-courses-for-international-students/>



PROFILE

06

Enthusiastic, highly-motivated university student with proven leadership capabilities, who likes to take initiative and seek out new challenges with exemplary work ethics.

WORK EXPERIENCE

05

Pizza Delivery Driver

Very Tasty Pizza | 2019 to Present

Duties:

- Helped with taking phone calls, placing orders and performing prep work for pizzas
- Pack pizzas and related products and deliver to customer's premises
- Followed driving security and protection policies and procedures
- Greeted customers in the store professionally and in a pleasant manner
- Performed cleaning and repairs duties as needed

Your position

Company Name | Years Worked

Duties here: Lorem ipsum dolor sit amet, consectetur adipiscing elit. Maecenas porttitor congue massa. Fusce posuere, magna sed pulvinar ultricies, purus lectus malesuada libero, sit amet commodo magna eros quis urna. Nunc viverra imperdiet enim. Fusce est. Vivamus a tellus. Pellentesque habitant morbi tristique senectus et netus et malesuada fames ac turpis egestas.

Your position

Company Name | Years Worked

Duties here: Lorem ipsum dolor sit amet, consectetur adipiscing elit. Maecenas porttitor congue massa. Fusce posuere, magna sed pulvinar ultricies, purus lectus malesuada libero, sit amet commodo magna eros quis urna. Nunc viverra imperdiet enim. Fusce est. Vivamus a tellus. Pellentesque habitant morbi tristique senectus et netus et malesuada fames ac turpis egestas.

EDUCATION

04

Masters of Business Administration

Melbourne University, Melbourne | 2019 to Present

Undertaking a 2 year full-time Master's degree course with specialisation in Business and Marketing. Achieved 2 HD's out of 3 subjects in last semester.

Course Name

Name of Institution | Year Completed

Lorem ipsum dolor sit amet, consectetur adipiscing elit. Maecenas porttitor congue massa. Fusce posuere, magna sed pulvinar ultricies, purus lectus

Course Name

Name of Institution | Year Completed

Lorem ipsum dolor sit amet, consectetur adipiscing elit. Maecenas porttitor congue massa. Fusce posuere, magna sed pulvinar ultricies, purus lectus

01 Avoid including photo, date of birth, visa status in your resume

02 Provide correct contact details including professional email address

03 Include some job specific soft-skills in the resume

04 Include some academic achievements in the education section

05 Include your work experience in chronological order (from latest to oldest)

06 Check the spelling errors and grammar mistakes

BONUS

Download this free template of Australian style resume and a matching cover letter from our website at overseasstudentsaustralia.com

REQUIREMENT TO DELIVER WITH UBER EATS

- 1 Own vehicle**
Have your own vehicle or mode of transport (like car, motorbike or bicycle).
- 2 Age**
You must be at least 18 years of age.
- 3 Background Check**
You must go through with the National Police Check.
- 4 Uber driver app**
You must install this app on your phone before starting working for Uber Eats.
- 5 Smartphone & internet access**
You will obviously need a smartphone as well, where you will have your delivery app with the internet access.
- 6 Insulated Bag**
Make sure that you need to have an insulated bag for your delivery. You can buy this insulated bag yourself from various marketplaces.
- 7 Portable charger**
Especially when you're going to be travelling around, and you'll be using your phone a lot, then having a portable phone charger make
- 8 Valid License**
If you are going to do Uber Eats in a car or motorbike, then you need to have a valid license. Overseas licenses are acceptable in certain cities at the moment.
- 9 ABN**
When working with Uber, you are considered to be running your own business, so you will need an Australian Business Number for that. Check out this video on how to apply for an ABN for
- 10 Helmet and bicycle lights**
If you are going to do the deliveries on a bike, then you must buy a helmet. It is a requirement in Australia when you're riding a bicycle on the road and lights for your bicycle



STARTING A BUSINESS

Starting a business in Australia as an international student.

Can I start a business in Australia?

Yes, you can start a business in Australia as an international student.



What do I need to start a business in Australia as an international?



You need a minimum of an ABN (Australian Business Number) to start a sole trader business in Australia.



You can register a business under your name or register a unique business name under ABN.



It is free to get an ABN from the Australian Business Register website.

What are the popular types of business for international students in Australia?

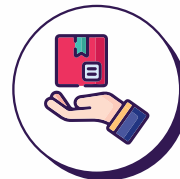
Some of the popular types of businesses that international students run in Australia include, but not limited to:



Ride sharing services like Uber



Tutoring services



Trade Services



Food delivery services like Uber Eats



Freelancing services



Selling products (online or



Cleaning services



Influencers

Can I work more than 40 hours per fortnight when running a business?

You have to abide by the student visa rules regardless of working on TFN or ABN. So, you can't work more than 40 hours per fortnight when running a business if your study is in session.



Do I need to pay taxes when running a business?



You need to pay your own taxes when running a business, especially if you are making a profit.



You might also need to pay GST (Goods and Services Tax) and manage your own superannuation as well.



We suggest you speak to an accountant for more details about taxes and superannuation.

HEALTH

Healthcare System

As most of the overseas students study for a long period of time in Australia, it is very important as an overseas student to know how the healthcare system works in Australia, especially in the pandemic environment.

In Australia, healthcare is publicly funded by Medicare Australia, which means for most of the healthcare issues, Australians won't have to pay out-of-pocket expenses. But student visa holders are not entitled to this system, and they would need to arrange their own insurance.



What is OSHC?

One of the key requirements of your student visa is to obtain Overseas Students Health Cover (OSHC) before you come to Australia for your studies. It is an insurance designed to cover the needs of the healthcare expenses (including hospital care) of international students who are planning to study, live and work in Australia.













Who provides OSHC?

There are only 6 providers of OSHC insurance in Australia, including:

- | | | | |
|----|---------|----|----------|
| 01 | AHM | 04 | CBHS |
| 02 | Allianz | 05 | Medibank |
| 03 | Bupa | 06 | NIB |

What does OSHC cover?

Check the table below to see what's covered and what's not covered in the OSHC. Please note that this is a general guide, and we suggest you confirm with your OSHC provider what's covered and not covered by your insurance.

What's covered!	What's not covered!
 Cost of treatment (including hospital expenses)	 Cosmetic, beauty and laser surgery
 Cost of GP and specialists consultation fees	 Extras like Dental, Optical and Chiro etc
 Cost of medical drugs (limited)	 Infertility treatments like IVF or ARS
 Implanted prosthesis	 Any treatment outside Australia
 Cost of treatment (including hospital expenses)	 Compensation treatment covered by other insurances


TIP

You can always buy private health insurance separately if you would like to cover expenses for additional treatments.

Am I covered for COVID-19 by my OSHC provider?

OSHC providers in Australia have confirmed that international students are covered for COVID-19 related illnesses principally "Lung and chest", "Kidney and bladder" and "Dialysis for chronic kidney failure" clinical categories. There is a waiting period for pre-existing conditions, but there is no waiting period in case of an emergency treatment. (Source: studyinaustralia.gov.au)

It is also advisable to speak to your OSHC provider directly if you have more specific questions about your circumstances. Most of the states and territories in Australia are offering free testing and treatment of COVID-19 for those who don't have a medicare card. Please check your local state or territory's website for more details on this.



Does every student need to have an OSHC?

It is a requirement of Australian Immigration that every international student and their family members must have OSHC while they are in Australia on a student visa. However, the students from Norway, Sweden, and Belgium are exempt from this insurance.

All OSHC providers must abide by the deed which sets out the conditions that registered Australian health funds must comply with in order to provide OSHC policies.



When you feel sick

We all have those times when we get sick and would like to see a medical professional. In these times, it is recommended to visit your local medical centre first and ask for an appointment with a GP (General Practitioner). This is usually a less expensive option, and you can claim part of the medical visit bill from your health insurance (OSHC).

Now, you can also book a telehealth consultation (online) with your GP. You can visit your university or institution website as they might guide you on finding the right GP as well.

But it is still better to confirm with the medical practice you are visiting for the claims or if you have time then you can call your OSHC provider to find out the local medical practice that accepts your OSHC card. Consultation fees generally range between \$40 and \$100.

When you visit a GP or consult them via telehealth, they will guide you through the next steps, if they consider it necessary, then they will refer you to a hospital, if not, then they would recommend you to take medicine and stay home



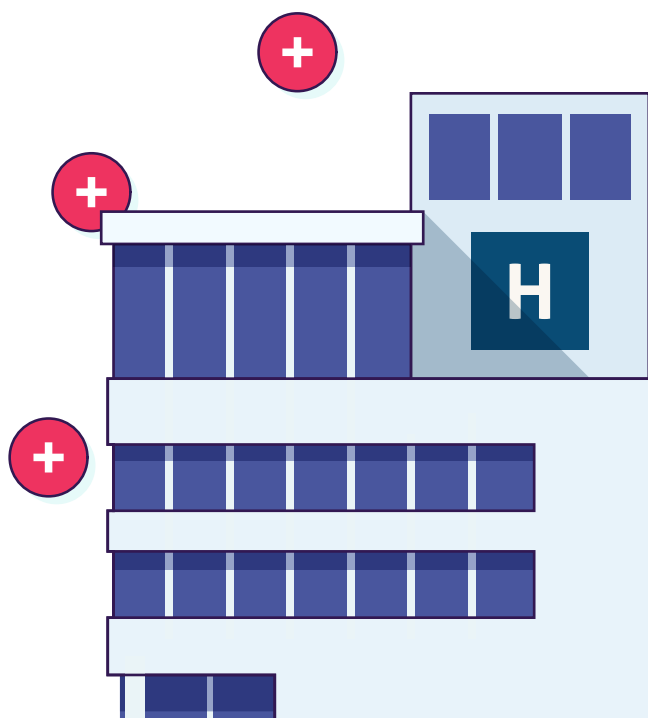
Going to the hospital

In the event of an emergency or life-threatening situation, you should ring 000 and call an ambulance to bring you to the hospital. You can also call 112 if you are out of mobile network coverage.

In an emergency situation, you can go directly to the emergency department of a hospital where the medical professional will assess your situation. Quite often, hospitals are very busy, so you may have to wait for your turn as more serious patients are addressed first. So you have to be calm and patient!

It is advisable to find out the nearest public hospital and confirm with your OSHC provider how much hospital expenses will be covered before this kind of event occurs. Public hospitals can charge you a fee for visiting and getting treatment.

If you are not satisfied with your OSHC provider, you can always reach out to the Private Health Insurance Ombudsman for help.



Stay Healthy

As most of the overseas students come to Australia without their family members, it is vital that they look after themselves really well. So here are some tips to stay healthy:



Drink lots of water to avoid dehydration



Eat a healthy and balanced diet



Learn how to cook food and try to cook your meals at home



Drink Alcohol in the limit



Avoid tobacco and drug use at all times



Exercise regularly



Get enough sleep (at least 7-8 hours each night)



Learn to manage stress

SAFETY

Be Emergency Smart

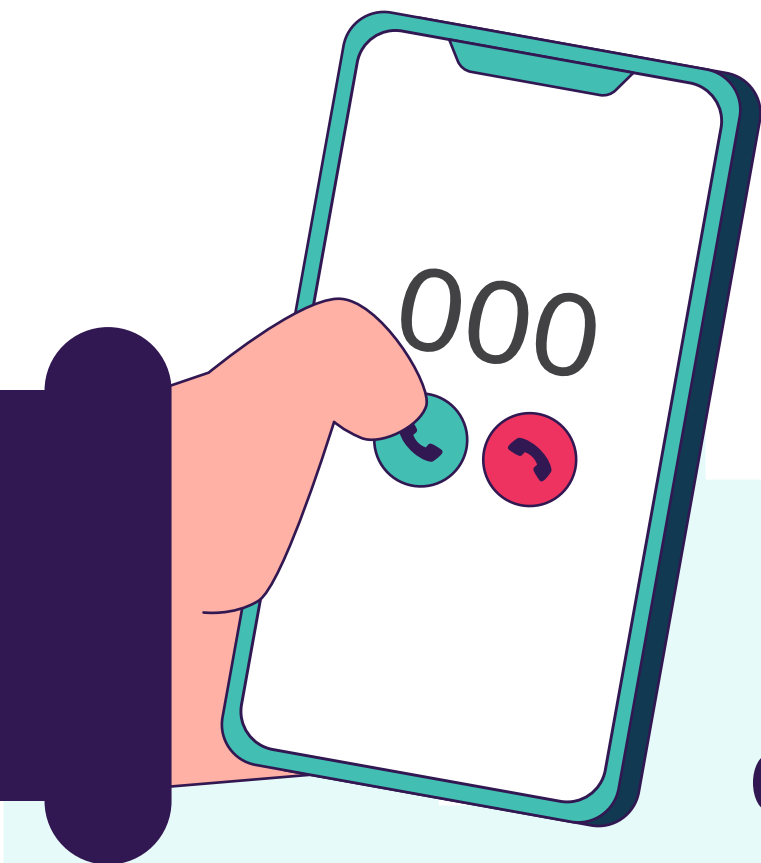
If you face any emergency or life-threatening situation, you should take the following steps:

- ✓ Call 000 from any phone or mobile – it is a free call even from a mobile phone.
- ✓ Operator will ask you which of the following services you need: Police, Fire Brigade or Ambulance.
- ✓ Tell the emergency service you need to speak to the operator.
- ✓ If you don't speak English, just tell the operator your language and wait for instructions.
- ✓ Answer the questions the operator asks.
- ✓ Operator will inform the emergency services and guide you through the steps you will need to take before the emergency service arrives at the scene.

Be Fire Smart

You should be fire smart even if you are living in a city or urban area. Follow these tips for fire prevention:


- ✓ Check that the smoke alarm is working. If it's not, then report it to your property agent or landlord.
- ✓ Keep all clothes and curtains at least one metre away from the heater.
- ✓ Improper use of power boards and double adaptors can lead to fire. Use a single extension cord rather than joining shorter cords.
- ✓ Always stay in the kitchen while food is cooking. Turn off the cooking appliance before you leave the kitchen.
- ✓ Do not smoke in bed. Dampen cigarette butts before putting them in the rubbish.
- ✓ Don't lit open fire on days of total fire ban.



Be Street Smart

When you are going for a night out or coming back home late at night from work, follow these tips:

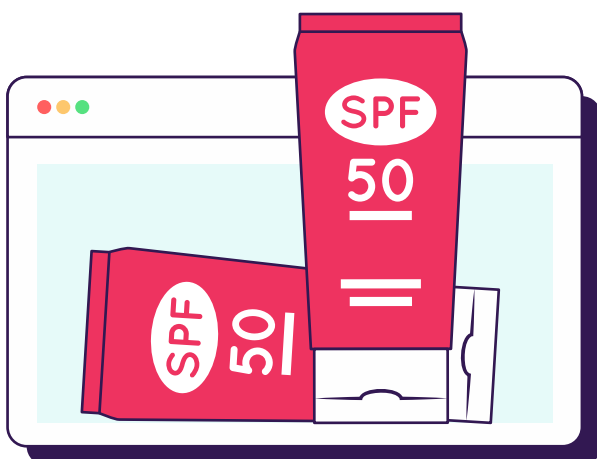
- ✓ Try to avoid being out alone at night.
- ✓ Plan your trip back home.
Pre-arrange taxi or your transport.
- ✓ Travel in a group or with friends.
- ✓ Keep your bag and belongings close to you.
- ✓ Don't show off your expensive phones or valuables.
- ✓ Don't carry a large amount of money with you.
- ✓ If possible, leave your valuables at home.
- ✓ Always use pedestrian walkways and stay in well lit areas.
- ✓ Avoid too dark and secluded areas like parks and alleys.



Be Sun Smart

Sun in Australia can be really hot in summers and can cause skin cancer. To avoid such problem follow these steps:


- ✓ Apply sunscreen if you are going out in the sun.
- ✓ Wear UV protective sunglasses and hats to avoid direct contact.
- ✓ Avoid spending lots of time in the sun between 10am to 3pm.
- ✓ Keep yourself hydrated with lots of water and other liquids.
- ✓ Always check the weather forecasts before going out.



Be Beach Smart

Australia has wonderful beaches and they attract lots of tourists. But it is important to be safe around beaches as well. Here are lists of tips that can be

- ✓ Be sun smart on the beach.
- ✓ If you don't know how to swim, don't go in the deep water.
- ✓ Always stay between the red and yellow flags as marked by the lifeguards.
- ✓ Follow the signs posted by the local authorities strictly.
- ✓ If possible, swim with friends and look after each other.
- ✓ If you need help, raise your hand above your head and waive.
- ✓ Follow the instructions of the lifeguards.
- ✓ Supervise the children at all times.
- ✓ If you notice someone drowning, then call help from lifeguards or call 000.





AFTER FINISHING STUDY

04

- ✔ Graduation
- ✔ Finding Jobs after Graduation
- ✔ Further Education
- ✔ Working Visa
- ✔ Temporary Graduate Visa
- ✔ Travelling around Australia
- ✔ Professional Year Program
- ✔ Applying for PR
- ✔ Going back home

GRADUATION

So you have just finished your studies, and you are about to graduate? Congratulations! This is the most exciting time which every student looks forward to in their life. All the hard work is summed up in this one day of your life.



Plan ahead for the things

Don't keep the things till the last minute. If you need to buy a new dress, shoes or have to rent a gown or cap, make sure that you are on top of the things a few days prior to your graduation.




Dress Smart

It is usually better to wear formal dress like a suit or at least a shirt and pants for males and formal dress for females.



Get your hair cap-ready

Usually, you will be required to wear a graduation cap, so make sure that your hair is ready for that. It is better if you can try that at home before graduation.



Don't stress too much

Going to the stage, facing big crowds and your university officials can be nerve wrecking for some people. We suggest you focus on the fact that it is only 30 seconds on the stage, and you don't even need to do much except go and take your degree.



Invite your family and friends

It is a big day in your life, so invite your family and friends to join on this special day. If your parents are coming from overseas, then make sure to organise their visa a few weeks prior to the ceremony.



Arrive nice and early

To reduce stress, make sure to arrive nice and early so you can settle yourself in your seat and relax before the event starts. Rushing last minute before the graduation ceremony starts is never a good idea.



Take lots of photos

This is very important. Take lots of group photos, solos and selfies to remember this day for the rest of your life. And if you can afford, get at least one professional/official photo for yourself.

Finding Jobs after Graduation

Here are our top 8 tips on how to score a professional job after your graduation in



Prepare your Resume and Cover Letter

Create an impactful resume and cover letter for each job you are applying for.



Be a volunteer

Volunteering is not only good karma for life but can be great for a career as well. Start looking for volunteering opportunities in your local area.



Work on your soft skills

Focus on learning and improving soft skills like communication, teamwork, leadership, critical thinking, decision-making etc.



Find an internship

After graduation, you can reach out to businesses and agencies that specifically provide internships to international students.



Work on your Network

Famous saying goes like “It’s not about what you know but who you know”. Attend some networking events organised by your university to get started.



Contact recruitment agencies

Recruitment agencies usually have jobs for the right candidates, but they can also help in touching your resume cover letter and help you prepare for an interview.



Polish up your social accounts

Focus on improving your presence on social media, more specifically LinkedIn. Use these social channels for your benefit.



Be innovative and creative

As you will be competing with thousands of other students for the same job, you will need to be innovative and creative in your approach when applying for jobs. Think out of the box.



FURTHER EDUCATION

After completing the current study, lots of overseas students plan to continue their study in Australia. You will need to explore the options that you have for further studies in Australia



You can plan for going to the next level of your current course or study. For example, if you have finished a Bachelor's degree in Business, and now you would like to do a Masters in the same field.



If you are not happy with the current study stream, you can also change your career stream to something completely different. For example, you were studying a Diploma in child care, and you didn't find that career as interesting as you thought and might like to change it to a completely new career stream like Diploma in accounting.



You can also undertake a short course that might enhance your chances of getting your dream job easier. Lots of Tafes, universities and vocational education providers run short courses throughout the year, and you might find the one that will be helpful for your career.

Things you need to keep in mind before continuing your studies:

- ✓ You may need to apply for a new student visa as your old student visa might be expiring. So if you need to apply for a new student visa application before the current visa expires.
- ✓ You would also need to apply for the course that you would like to study. Even if you plan to study in the same institution or maybe if you want to study in a different institution or in a different city or state.
- ✓ You may have to provide evidence for enough funds for your further studies.
- ✓ You will also need to renew your OSHC (Overseas Students Health Cover) insurance.



From 1st July 2022, international students studying certain types of courses are not allowed to change the course without the immigration minister's approval. Please refer to the visa conditions 8203, 8204 and 8208 on the Department of Home Affairs website.

WORKING VISA

If you don't have plans to study further and are not prepared to go back home yet, then you can extend the stay for working or travelling in Australia. Let's explore some options for that:

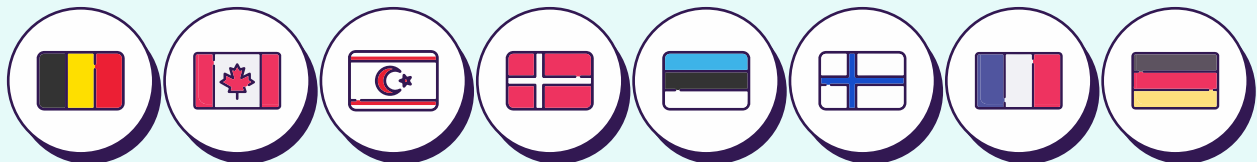
Working Holiday Visa

If you would like to travel around Australia and work at the same time, you can apply for a Working Holiday Visa or Work and Holiday Visa. Although, this visa is only available to the citizens from eligible countries and between the ages of 18 to 30 (except French, Irish and Canadian citizens till the age of 35).


It can let you stay and work for 12 months and if you like, you can apply for further extension as well. You must not be accompanied by dependent children. Check the list of eligible countries on the Department of Home Affairs website.



In order to apply for this visa you must be the citizen or passport holder of one of the following countries:




Belgium Canada Republic of Cyprus Denmark Estonia Finland France Germany



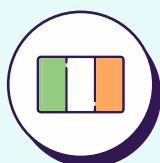
Hong Kong

Special Administrative Region of the People's Republic of China (including British National Overseas passport holders)

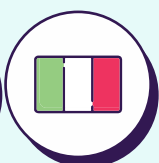


Taiwan

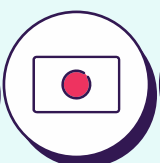
(other than an official or diplomatic passport)



Republic of Ireland




Italy



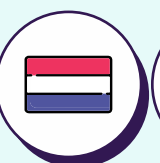
Japan




Republic of Korea




Malta



Netherlands



Norway



Sweden



The United Kingdom of Great Britain and Northern Ireland

TEMPORARY GRADUATE VISA

Temporary Graduate Visa (subclass 485) allows international students who studied in Australia for at least 2 academic years to stay and work temporarily after studying in Australia. This visa has three main streams:



Graduate work stream:

This stream allows students to gain valuable work experience and improve their English skills while they are working on their application for a skilled independent visa. It usually lasts for 18 months but temporarily increased to 24 months for visas granted from 1 December 2021.



Post-study work stream:

This stream is for those students who don't want to stay in Australia permanently and would like to work after studying in Australia. This visa usually lasts from 2 to 4 years depending on the courses students have completed.



Second Post-Study Work stream:

This stream is for those students who held a Post-study work stream visa and graduated with a degree from an Australian institution located in a regional area. It allows an additional stay of 1 to 2 years in Australia after a post-study work stream.

Important Temporary Graduate Visa Updates

Increase in Temporary Graduate Visa timeframes:

The Australian government will increase the temporary graduate visa timeframes for students studying in certain Bachelor and high degree programs by 2 years. It will be for students studying a degree in the area of skills shortages. More updates will be available on the Department of Home Affairs website.

COVID-19 Temporary Graduate replacement stream:


Starting 1 July 2022, current and past Temporary Graduate visa holders who lost time in Australia because of COVID-19 travel restrictions may be eligible to apply for a replacement Temporary Graduate visa. For more on this and other streams visit the Department of Home Affairs website.

Travelling in Australia

While studying, many international students do not get an opportunity to travel around Australia. So after finishing their studies and before starting a job, they like to take a break and travel around Australia.

Australia is a beautiful country and has many natural and man-made attractions to explore. You can experience world-class cities and natural attractions in Australia before going back home.

International students can apply for a Visitor Visa (subclass 600) that allows them to stay up to a maximum of 12 months in Australia for travel purposes. Please note that you can't work on a tourist visa in Australia.



PROFESSIONAL YEAR PROGRAM

Professional year program (PYP) is a 44-to-52-week structured job readiness program for international students. It helps international students to learn about Australian workplace culture and help them with a professional career growth. It is a combination of both coursework and an internship.

Who can do a professional year program in Australia?

If you are a graduate of an accounting degree or an IT degree or an engineering degree, then you can do a professional year program.

Entry requirements for a professional year program

- ✓ You must have completed an IT, accounting or engineering degree.
- ✓ You must demonstrate English language proficiency (by scoring at least 6.0 in your IELTS test or equivalent in other tests).
- ✓ You must also have a valid skills' assessment from the relevant Authority.
- ✓ You must have applied or have got a temporary graduate visa (subclass 485).
- ✓ Attend an interview with the course provider (if applicable).

Benefits of doing a professional year program


- ✓ 5 additional points for the migration purposes.
- ✓ Helps students to become more employable in Australia.
- ✓ Helps to improve their soft skills like communication, leadership and teamwork.
- ✓ Helps to learn about the Australian workplace culture.
- ✓ Help them expand their professional and social network.
- ✓ Internships can also become a pathway to full-time positions as well.
- ✓ Helps to get a professional work experience and references.

Documents required to get into a professional year program

- ✓ a completed application form
- ✓ a certified copy of your passport.
- ✓ your CV or resume with your application.
- ✓ a valid skills assessment result from a relevant Authority.
- ✓ evidence of your English proficiency level.
- ✓ copy of your current visa.
- ✓ copy of your academic documents along with your application.

Estimated Costs to complete a professional year program

- ✓ Accounting professional year program - \$6000 to \$13000.
- ✓ IT professional year program - \$10000 onwards.
- ✓ Engineering professional year program - \$13000




APPLYING FOR PR

If your study was on the nominated skilled occupation list, then you might be eligible to apply for the Australian Government's skilled migration program which can help you achieve permanent residence and citizenship in Australia.

One of the key benefits of studying in Australia is that it has a very attractive migration program, and it gets millions of applicants every single year to meet its shortage in certain skills and areas.

You can apply for an expression of interest in the Australian Government's Skillselect program if you are interested in getting Australian permanent residence. Skill select is an online service by the Australian Immigration department which allows intending skilled migrants to apply for the expression of interest.



Here are some well known visas that students apply for after completing the studies:

- ✓ Skilled Independent Visa (subclass 189)
- ✓ Employer Nomination Scheme (subclass 186)
- ✓ Skilled Employer Sponsored Regional Visa (subclass 494)
- ✓ Skilled Nominated Visa (subclass 190)
- ✓ Regional Sponsored Migration Scheme (Subclass 187)
- ✓ Skilled Work Regional Visa (subclass 491)



Some of these are skilled independent visas where you can apply without any sponsorships. Regional sponsored migration schemes are where an employee can sponsor you in the regional area. Employer nomination schemes are where any employer you are currently working for can sponsor you.

You might be eligible to apply for other visas as well depending on your individual circumstances. We suggest you check the Department of Home Affairs website or consult a registered migration agent for your pathway to permanent residence.

GOING BACK HOME

If you have no plans of working, travelling or studying in Australia then you must plan to go back home. However, before you leave, we suggest you go through with the following:

Education provider

- ✓ Get an official academic transcript from the education provider.
- ✓ Make sure you provide the education provider with the overseas address, in case they need to communicate with you.
- ✓ Join alumni groups or associations before you leave to keep in touch with your classmates and fellow alumni.
- ✓ If you are not planning to attend the graduation ceremony, then you must advise your education provider of how you are planning to receive your degree or certifications.
- ✓ Ask your education provider, lecturers, teachers for academic references.
- ✓ Return any borrowed items and books from the library.
- ✓ Check if there are any other fees or charges due with your education provider.

Work

- ✓ Notify your employers as per the agreement in the contract of employment. It is ideal to give at least 4 to 8 weeks notice as well in writing.
- ✓ Ask your employers, supervisors, managers to give you a professional reference.
- ✓ Apply for all your leave entitlements or any other things you are entitled to.
- ✓ Arrange to collect your final pay from your employers.

Accommodation

- ✓ Let your landlord or property manager know about it, at least a few weeks (ideally 4 to 8 weeks) before you decide to leave in writing.
- ✓ Clean your house or room yourself or hire someone to do end of lease cleaning.
- ✓ Make sure the lease is either terminated or transferred to someone else.
- ✓ Get your bond back from the landlord.
- ✓ Make sure all the utilities like gas, water, electricity, landline phone and internet are disconnected and paid before you leave.
- ✓ If you have furniture, make sure to sell or donate it before you leave.

Others

- ✓ Make sure to close your bank account before you leave Australia.
- ✓ Pay any outstanding amount on your credit card.
- ✓ Sell or donate your personal belongings like clothes and other accessories.
- ✓ If you are bringing lots of belongings back home, then check the freight charges for that. Usually, it is cheaper to use the shipping company than post office or air freight.
- ✓ Say goodbye to all your friends in Australia.
- ✓ Check your passport validity.
- ✓ Travel around Australia and tick off your bucket-list.
- ✓ Book your flights to your home country.
- ✓ Check the excess baggage costs with airlines.
- ✓ Arrange airport transfers nice and early.

Tax

- ✓ If you have worked during the year and have paid some taxes, then you can do an early tax return lodgment before you go.
- ✓ Make sure to give your overseas account if you are having a tax refund.
- ✓ Claim your superannuation that you might have accumulated in your superannuation fund.
- ✓ Claim TRS from the items you have bought up to 6 months prior to departure from Australia.



ADDITIONAL RESOURCES

05

- Your Questions Answered
- Popular Acronyms in Australia
- Useful contacts and websites
- Comprehensive Student Checklist

YOUR QUESTIONS ANSWERED

How much money should I bring to Australia for the first few weeks?

- ✓ While it will depend upon your personal circumstances and financial capacity, we suggest students bring around \$1500 to \$2500 for their few weeks stay. This can help to cover your first accommodation, meal expenses, transport and other living expenses for 1 to 2 months. By that time, it is expected that you would have found a job in Australia.

Do I need to apply for a work permit separately after arriving in Australia?

- ✓ No, there is no need to apply for a separate permit for work. Your student visa comes with work rights. But keep in mind, you can only start working once your course starts.

What happens if I don't attend my classes in Australia?

- ✓ You are usually expected to have at least 80% attendance when studying in Australia. Also, many institutes monitor academic performance along with attendance. If your attendance in the course is low and your course progress is unsatisfactory, then it can lead to visa cancellation and deportation by the Department of Home Affairs.

Until when international students can work unlimited hours in Australia?

- ✓ To help with the labour shortages, the restrictions on student work hours on visa have been temporarily relaxed. These relaxed rules for unlimited work hours will expire on June 30, 2023. So, students can continue to work unlimited hours till 30th June 2023 and will have to abide by normal student visa work restrictions after that date.

What happens if I work more than 40 hours per fortnight after 30th June 2023?

- ✓ Working more than your visa limitation is illegal and can lead to visa cancellation and deportation by the Department of Home Affairs. You could also be banned from entering into Australia for a certain period of time if you breach your visa conditions.

LIST OF POPULAR ACRONYMS IN AUSTRALIA

AQF	Australian Qualification Framework
CRICOS	Commonwealth Register of Institutions and Courses for Overseas Students
ECOE	Electronic Confirmation of Enrolment
RTO	Registered Training Organisations
VET	Vocational Education and Training
ATO	Australian Taxation Office
ABN	Australian Business Number
TFN	Tax File Number
ELICOS	English Language Intensive Course for Overseas Students
IELTS	International English Language Testing System
PTE	Pearson Test of English
OSHC	Overseas Students Health Cover
GTE	Genuine Temporary Entrant
VEVO	Visa Entitlement Verification Online
AFL	Australian Football League

USEFUL CONTACTS AND WEBSITES

Types of Services	What they do	Contact details
Emergency services	For calling Police, Fire or Ambulance.	000
Department of Home affairs - Immigration & Citizenship	For comprehensive information on range of visas.	13 18 81 www.homeaffairs.gov.au
Australian Government	For finding any information about Australia or government offices.	www.australia.gov.au
Study in Australia	For official information on studying in Australia.	www.studyinaustralia.gov.au
Department of Education, Skills and Training	For general information regarding education and support for international students.	www.dese.gov.au
Australian Taxation Office (ATO)	For issues related to tax affairs and superannuation.	13 28 61 www.ato.gov.au
myGov	For accessing Australian government services online in 1 place.	www.my.gov.au
Unique Student Identifier (USI)	This is an online record of your VET training undertaken in Australia.	www.usi.gov.au
Tuition Protection Service (TPS)	It is a placement and refund service for international students on student visas affected by a provider closure.	www.tps.gov.au
Job Outlook	Australian government's guide to careers in Australia.	www.joboutlook.gov.au
Fairwork Australia	For wages and working conditions related issues.	13 13 94 www.fairwork.gov.au
Overseas Students Ombudsman	For issues related to the complaints against private education providers.	1300 362 072 www.ombudsman.gov.au
Safework Australia	For health and safety at work and workers compensation issues.	www.safeworkaustralia.gov.au
Department of Health	Information regarding health and COVID-19.	www.health.gov.au
Beyond Blue	For depression, anxiety related issues.	1300 224 636 www.beyondblue.org.au
Council for International Students Australia	For helping in the interest and the needs of the international students.	www.cisa.edu.au
Australian Federation of International Students	For enriching students' experience in Australia.	www.afis.org.au
Overseas Students Australia	For news, updates, information and free resources.	www.overseasstudentsaustralia.com

COMPREHENSIVE STUDENT CHECKLIST

Before You Arrive

- ✓ Research about Australia
- ✓ Check your student visa eligibility
- ✓ Understand the admission requirements
- ✓ Arrange for the English Tests
- ✓ Choose your education provider
- ✓ Apply for the course
- ✓ Receive and accept COE (Confirmation of Enrolment)
- ✓ Submit all the documents by the deadline
- ✓ Research your study options and scholarships
- ✓ Research on what you could earn while studying
- ✓ Research on job opportunities in Australia
- ✓ Research the cost of living
- ✓ Research the types of accommodation available
- ✓ Apply for your student visa
- ✓ Arrange for OSHC
- ✓ Book your flights
- ✓ Finalise packing
- ✓ Look up Australian customs requirements
- ✓ Exchange some currency
- ✓ Book your temporary accommodation
- ✓ Book or plan your airport pick-up
- ✓ Researching mobile plan
- ✓ Confirm all the bookings made
- ✓ Prepare 2 set of photocopied documents
- ✓ Scan and save the documents in the cloud as well

After You Arrive

- ✓ Attend school orientation
- ✓ Get used to your new home and surroundings
- ✓ Get a mobile sim card
- ✓ Learn about the working system in Australia
- ✓ Create an Australian Style Resume and Cover Letter
- ✓ Open or Activate your Bank Account
- ✓ Open a Superannuation fund account
- ✓ Apply for TFN (Tax File Number)
- ✓ Find a part-time job
- ✓ Find permanent accommodation
- ✓ Learn the Australian Slangs
- ✓ Update your resume and cover letter
- ✓ Learn about the available transport systems
- ✓ Get an Australian driving licence
- ✓ Learn about the healthcare system
- ✓ Learn how to be safe and what to do in case of emergency
- ✓ Learn about the local community and get involve

After Finishing Your Study

- ✓ Celebrate graduation with family and friends
- ✓ Plan to go back home
- ✓ Decide to study further
- ✓ Apply for a work visa
- ✓ Apply for a temporary graduate visa
- ✓ Apply for permanent residence (PR)

THANKS



We would like to thank all of our team members, including writers, editors, designers and who have worked hard day and night to make this guide a reality.

A special thanks to all the students who have given us very important feedback and suggestions to help update this guide.

We would also like to thank all our sponsors, partners, government bodies, and student associations for taking part in our initiative and joining hands with us on our journey to empower overseas students.

Overseas Students Australia acknowledges the traditional owners of the country throughout Australia and their continuing connection to land, culture, and community. We pay our respects to elders past and present.

Disclaimer

This guide provides general information about studying in Australia and should not be treated as legal advice. Please consult with your institution, education agent, accountant or a registered migration agent before making any financial, migration or career decision.

Overseas Students Australia has neither any association nor endorsement by any of the government organisations mentioned in this guide. Please read the full disclosure on our website.



MADE WITH LOVE IN MELBOURNE AUSTRALIA



OVERSEAS STUDENTS AUSTRALIA

www.overseasstudentsaustralia.com